

**GROUP C**  
GRAND PRIX DE L'AGE D'OR  
QUALIFYING 1

Final Classification

Nr.	Drivers	Team	Car	Cl	Time	Lap	Total	Gap	Kph	
1	9 N. KINCH		LOLA T92/10 1992	C3a	<b>1:24.467</b>	10	10	-	-	<b>162.0</b>
2	25 M. LYONS		GEBHARDT C91 1992	C3a	<b>1:24.599</b>	9	18	+0.132	+0.132	<b>161.7</b>
3	23 K. KUBOTA		NISSAN R90 CK 1990	C1a	<b>1:25.347</b>	22	22	+0.880	+0.748	<b>160.3</b>
4	5 S. TANDY		SPICE SE90 GTP 1990	C1a	<b>1:26.062</b>	15	15	+1.595	+0.715	<b>159.0</b>
5	45 P. FRANCE / E. FRANCE		PORSCHE 962C 1990	C1a	<b>1:27.477</b>	23	23	+3.010	+1.415	<b>156.4</b>
6	98 E. DE DONCKER		SPICE SE90C 1990	C1a	<b>1:29.516</b>	20	20	+5.049	+2.039	<b>152.9</b>
7	14 A. SCOTT		PORSCHE 962 1987	C1a	<b>1:30.302</b>	13	16	+5.835	+0.786	<b>151.5</b>
8	8 G. NAKAS		PORSCHE 962 1987	C1a	<b>1:33.174</b>	23	24	+8.707	+2.872	<b>146.9</b>
9	162 M. GUERRA		GKW 862-C2 1988	C3b	<b>1:36.538</b>	16	20	+12.071	+3.364	<b>141.7</b>
10	10 M. CAMPAGNE		SPICE SE92 GTP 1992	C3a	<b>1:36.574</b>	15	17	+12.107	+0.036	<b>141.7</b>
11	11 T. SUMMERS / R. MEADEN		LANCIA LC2 1984	C1b	<b>1:37.212</b>	8	8	+12.745	+0.638	<b>140.8</b>
12	4 D. GUENAT		PEUGEOT 905 EV1B 1993	C3a	<b>1:37.900</b>	8	11	+13.433	+0.688	<b>139.8</b>
13	151 M. WRIGLEY		ARGO JM19 1988	C2a	<b>1:38.195</b>	13	13	+13.728	+0.295	<b>139.4</b>
14	7 M. MONTEIRO		PORSCHE 962 1990	C1a	<b>1:39.810</b>	4	4	+15.343	+1.615	<b>137.1</b>
15	111 F. DA ROCHA		SPICE SE88C 1988	C2a	<b>1:45.216</b>	4	10	+20.749	+5.406	<b>130.1</b>
16	22 C. PERRIER		MARCH 85G 1985	C1b	<b>2:00.818</b>	3	3	+36.351	+15.602	<b>113.3</b>

Not classified:

53 J. MERLIN

SPICE SE90C 1990

C1a

<b>Fastest Lap</b>	Lap 10	Nathan KINCH	<b>1:24.467</b>	162.0 Kph
--------------------	--------	--------------	-----------------	-----------

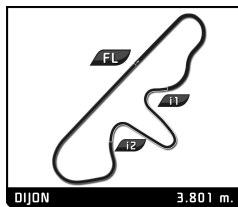
Published at: .....

Track Status:

**WET**

Stewards:

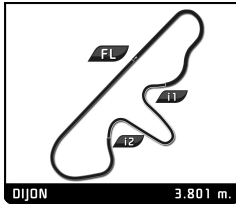
Timekeeper:



**GROUP C**  
GRAND PRIX DE L'AGE D'OR  
QUALIFYING 1

Best Sector Times

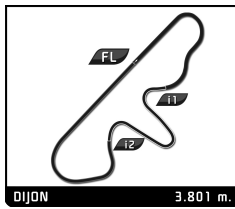
SECTOR 1			SECTOR 2			SECTOR 3			Pos	Team	Cl	Ideal Lap	Best Lap
Pos	Driver	Time	Driver	Time	Driver	Time							
1	9 N.KINCH	22.980	25 M.LYONS	31.916	9 N.KINCH	28.541	1	25	C3a	1:24.131	1:24.599 (2)		
2	25 M.LYONS	23.065	5 S.TANDY	32.660	25 M.LYONS	29.150	2	9	C3a	1:24.345	1:24.467 (1)		
3	5 S.TANDY	23.691	9 N.KINCH	32.824	5 S.TANDY	29.326	3	5	C1a	1:25.677	1:26.062 (4)		
4	45 P.FRANCE	24.113	98 E.DE DONCKER	33.454	45 P.FRANCE	29.436	4	45	C1a	1:27.398	1:27.477 (5)		
5	98 E.DE DONCKER	25.062	45 P.FRANCE	33.849	98 E.DE DONCKER	30.659	5	98	C1a	1:29.175	1:29.516 (6)		
6	14 A.SCOTT	25.215	14 A.SCOTT	34.283	14 A.SCOTT	30.804	6	14	C1a	1:30.302	1:30.302 (7)		
7	8 G.NAKAS	26.155	8 G.NAKAS	34.811	8 G.NAKAS	31.798	7	8	C1a	1:32.764	1:33.174 (8)		
8	10 M.CAMPAGNE	26.609	162 M.GUERRA	35.615	10 M.CAMPAGNE	32.516	8	10	C3a	1:35.758	1:36.574 (10)		
9	11 T.SUMMERS	26.679	4 D.GUENAT	35.667	11 T.SUMMERS	32.942	9	162	C3b	1:36.334	1:36.538 (9)		
10	151 M.WRIGLEY	26.902	10 M.CAMPAGNE	36.633	162 M.GUERRA	33.370	10	4	C3a	1:37.133	1:37.900 (12)		
11	7 M.MONTEIRO	26.962	151 M.WRIGLEY	37.077	7 M.MONTEIRO	33.387	11	11	C1b	1:37.212	1:37.212 (11)		
12	162 M.GUERRA	27.349	7 M.MONTEIRO	37.142	4 D.GUENAT	33.481	12	7	C1a	1:37.491	1:39.810 (14)		
13	4 D.GUENAT	27.985	11 T.SUMMERS	37.591	151 M.WRIGLEY	34.039	13	151	C2a	1:38.018	1:38.195 (13)		
14	111 F.DA ROCHA	30.006	111 F.DA ROCHA	38.776	111 F.DA ROCHA	36.434	14	111	C2a	1:45.216	1:45.216 (15)		
15	22 C.PERRIER	32.374	22 C.PERRIER	43.876	22 C.PERRIER	42.506	15	22	C1b	1:58.756	2:00.818 (16)		



**GROUP C**  
GRAND PRIX DE L'AGE D'OR  
QUALIFYING 1

Fastest Lap Sequence

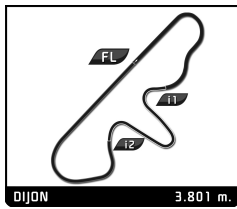
Practice Time	Team	Car	Class	Driver	Time	Kph	Lap
5:46.611	8	PORSCHE 962 1987	C1a	George NAKAS	<b>2:14.089</b>	102.0	2
6:01.462	4	PEUGEOT 905 EV1B 1993	C3a	Dominique GUENAT	<b>1:59.914</b>	114.1	2
6:02.585	7	PORSCHE 962 1990	C1a	Manuel MONTEIRO	<b>1:59.212</b>	114.8	2
7:36.094	8	PORSCHE 962 1987	C1a	George NAKAS	<b>1:49.483</b>	125.0	3
7:39.927	45	PORSCHE 962C 1990	C1a	Pierre-Alain FRANCE	<b>1:46.742</b>	128.2	3
8:01.439	25	GEBHARDT C91 1992	C3a	Michael LYONS	<b>1:26.233</b>	158.7	2
28:53.045	25	GEBHARDT C91 1992	C3a	Michael LYONS	<b>1:24.963</b>	161.1	8
30:17.644	25	GEBHARDT C91 1992	C3a	Michael LYONS	<b>1:24.599</b>	161.7	9
46:37.245	9	LOLA T92/10 1992	C3a	Nathan KINCH	<b>1:24.467</b>	162.0	10



GROUP C  
GRAND PRIX DE L'AGE D'OR  
QUALIFYING 1

Analysis

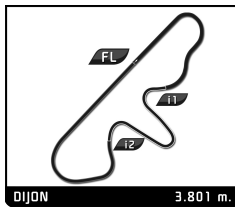
							<span style="color: green;">■</span> Personal Best <span style="color: purple;">■</span> Session Best <span style="color: blue;">■</span> Crossing the finish line in pit lane								
Lap	D	Time	Sector 1	Sector 2	Sector 3	Kph	Elapsed	Lap	D	Time	Sector 1	Sector 2	Sector 3	Kph	Elapsed
<b>4</b> 1. Dominique GUENAT PEUGEOT 905 EV1B 1993 C3a							15	1	1:34.643	27.084	35.374	32.185	89.8	38:07.998	
1	1	4:01.548	2:29.782	46.036	45.730	35.1	4:01.548	16	1	4:21.436 <b>B</b>	27.293	36.125	3:18.018	32.4	42:29.434
2	1	1:59.914	35.392	42.959	41.563	70.8	6:01.462	17	1	1:48.341	39.157	36.584	32.600	78.4	44:17.775
3	1	1:54.620	32.448	42.751	39.421	74.1	7:56.082	18	1	1:36.860	28.534	35.639	32.687	87.7	45:54.635
4	1	1:45.028	30.477	38.892	35.659	80.9	9:41.110	19	1	1:34.040	26.685	35.181	32.174	90.4	47:28.675
5	1	14:16.813 <b>B</b>	30.762	47.333	...	9.9	23:57.922	20	1	1:34.902	26.951	35.584	32.367	89.6	49:03.577
6	1	2:00.006	42.854	40.330	36.822	70.8	25:57.928	21	1	1:35.719	27.136	35.581	33.002	88.8	50:39.296
7	1	1:41.790	28.802	37.921	35.067	83.5	27:39.718	22	1	1:35.124	27.050	36.210	31.864	89.4	52:14.420
8	1	<b>1:37.900</b>	28.077	36.342	<b>33.481</b>	86.8	29:17.618	23	1	<b>1:33.174</b>	<b>26.565</b>	<b>34.811</b>	<b>31.798</b>	91.2	<b>53:47.594</b>
9	1	1:40.162	29.103	<b>35.667</b>	35.392	84.8	30:57.780	24	1	1:34.108	<b>26.155</b>	36.151	31.802	90.3	55:21.702
10	1	6:11.927 <b>B</b>	<b>27.985</b>	36.990	5:06.952	22.8	37:09.707								
11	1	1:52.657	40.088	37.637	34.932	75.4	39:02.364								
<b>5</b> 1. Steve TANDY SPICE SE90 GTP 1990 C1a															
1	1	4:01.224	2:31.385	45.576	44.263	35.2	4:01.224								
2	1	19:26.611 <b>B</b>	31.108	42.141	...	7.2	23:27.834								
3	1	1:52.375	39.108	36.974	36.293	75.6	25:20.209								
4	1	1:34.836	27.710	35.313	31.813	89.6	26:55.045								
5	1	1:32.571	25.532	34.174	32.865	91.8	28:27.616								
6	1	1:33.326	27.663	34.634	31.029	91.0	30:00.942								
7	1	1:30.648	25.763	34.617	30.268	93.8	31:31.590								
8	1	1:28.449	24.924	33.446	30.079	96.1	33:00.039								
9	1	1:26.722	24.347	32.862	29.513	98.0	34:26.761								
10	1	13:04.509 <b>B</b>	25.420	34.211	...	10.8	47:31.270								
11	1	1:37.591	32.998	34.648	29.945	87.1	49:08.861								
12	1	1:28.446	<b>23.691</b>	34.161	30.594	96.1	50:37.307								
13	1	1:27.753	23.947	33.913	29.893	96.8	52:05.060								
14	1	1:28.013	24.592	34.069	29.352	96.6	53:33.073								
15	1	<b>1:26.062</b>	24.076	<b>32.660</b>	<b>29.326</b>	98.7	54:59.135								
<b>7</b> 1. Manuel MONTEIRO PORSCHE 962 1990 C1a															
1	1	4:03.373	2:43.452	41.173	38.748	34.9	4:03.373								
2	1	1:59.212	34.248	43.705	41.259	71.3	6:02.585								
3	1	1:52.604	32.019	42.638	37.947	75.4	7:55.189								
4	1	<b>1:39.810</b>	29.281	<b>37.142</b>	<b>33.387</b>	85.1	9:34.999								
<b>8</b> 1. George NAKAS PORSCHE 962 1987 C1a															
1	1	3:32.522	2:05.506	44.027	42.989	40.0	3:32.522								
2	1	2:14.089	32.823	42.135	59.131	63.3	5:46.611								
3	1	1:49.483	33.483	40.274	35.726	77.6	7:36.094								
4	1	1:42.152	29.834	37.984	34.334	83.2	9:18.246								
5	1	1:44.371	29.093	39.235	36.043	81.4	11:02.617								
6	1	12:07.678 <b>B</b>	34.524	53.643	...	11.6	23:10.295								
7	1	1:57.171	43.828	39.306	34.037	72.5	25:07.465								
8	1	1:37.316	28.031	36.124	33.161	87.3	26:44.781								
9	1	1:42.011	28.557	36.780	36.674	83.3	28:26.792								
10	1	1:38.715	29.048	36.438	33.229	86.1	30:05.507								
11	1	1:38.551	28.659	36.419	33.473	86.2	31:44.058								
12	1	1:37.489	27.997	37.032	32.460	87.2	33:21.547								
13	1	1:35.988	27.125	36.151	32.712	88.6	34:57.535								
14	1	1:35.820	27.219	35.315	33.286	88.7	36:33.355								
<b>9</b> 1. Nathan KINCH LOLA T92/10 1992 C3a															
1	1	7:23.748 <b>B</b>	4:21.741	40.654	2:21.353	19.1	7:23.748								
2	1	1:45.668	36.556	37.028	32.084	80.4	9:09.416								
3	1	1:31.794	26.127	34.605	31.062	92.6	10:41.210								
4	1	12:48.979 <b>B</b>	34.331	54.308	...	11.0	23:30.188								
5	1	15:23.448 <b>B</b>	42.852	9:49.853	4:50.743	9.1	38:53.636								
6	1	1:53.954	40.790	39.659	33.505	74.6	40:47.590								
7	1	1:28.801	24.852	33.844	30.105	95.7	42:16.391								
8	1	1:25.989	23.473	33.120	29.396	98.8	43:42.380								
9	1	1:30.398	25.227	35.522	29.649	94.0	45:12.778								
10	1	<b>1:24.467</b>	23.102	<b>32.824</b>	<b>28.541</b>	100.6	46:37.245								
<b>10</b> 1. Michiel CAMPAGNE SPICE SE92 GTP 1992 C3a															
1	1	24:35.324 <b>B</b>	...	51.652	...	5.7	24:35.323								
2	1	2:03.501	42.994	42.527	37.980	68.8	26:38.824								
3	1	1:48.918	30.588	40.122	38.208	78.0	28:27.742								
4	1	1:48.788	31.365	41.464	35.959	78.1	30:16.530								
5	1	1:44.911	29.941	39.320	35.650	81.0	32:01.441								
6	1	1:40.855	28.375	37.714	34.766	84.3	33:42.296								
7	1	1:42.673	30.054	38.587	34.032	82.8	35:24.969								
8	1	1:38.325	27.121	37.295	33.909	86.4	37:03.294								
9	1	1:39.429	27.745	37.856	33.828	85.5	38:42.723								
10	1	1:38.828	28.013	37.283	33.532	86.0	40:21.551								
11	1	1:38.210	27.638	37.400	33.172	86.5	41:59.761								
12	1	1:37.075	27.454	<b>36.633</b>	32.988	87.6	43:36.836								
13	1	3:58.011 <b>B</b>	30.250	39.614	2:48.147	35.7	47:34.847								
14	1	1:54.709	41.064	39.259	34.386	74.1	49:29.556								
15	1	<b>1:36.574</b>	<b>26.609</b>	36.643	33.322	88.0	51:06.130								
16	1	1:37.044	27.067	36.805	33.172	87.6	52:43.174								
17	1	1:36.760	26.873	37.371	<b>32.516</b>	87.8	54:19.934								
<b>11</b> 1. Tim SUMMERS LANCIA LC2 1984 C1b 2. Richard MEADEN															
1	1	24:00.989 <b>B</b>	1:46.109	47.550	...	5.9	24:00.988								
2	1	5:01.950 <b>B</b>	41.073	40.479	3:40.398	28.1	29:02.938								
3	1	3:00.784	37.681	1:45.766	37.337	47.0	32:03.722								
4	1	1:41.781	29.807	38.595	33.379	83.5	33:45.503								
5	1	1:46.537	28.543	44.434	33.560	79.7	35:32.040								
6	1	5:17.582 <b>B</b>	27.163	44.112	4:06.307	26.7	40:49.622								
7	1	1:47.842	35.866	37.917	34.059	78.8	42:37.464								
8	1	<b>1:37.212</b>	<b>26.679</b>	<b>37.591</b>	<b>32.942</b>	87.4	44:14.676								



GROUP C  
GRAND PRIX DE L'AGE D'OR  
QUALIFYING 1

Analysis

							<span style="color: green;">■</span> Personal Best <span style="color: purple;">■</span> Session Best <span style="color: blue;">■</span> Crossing the finish line in pit lane								
Lap	D	Time	Sector 1	Sector 2	Sector 3	Kph	Elapsed	Lap	D	Time	Sector 1	Sector 2	Sector 3	Kph	Elapsed
<b>14</b> 1. Aaron SCOTT							Porsche 962 1987 C1a								
1	1	5:48.169	4:23.760	40.278	44.131	24.4	5:48.169	4	1	1:26.348	23.539	32.700	30.109	98.4	10:55.165
2	1	1:50.024	34.499	41.892	33.633	77.2	7:38.193	5	1	13:31.780B	34.996	52.457	...	10.5	24:26.944
3	1	1:39.636	28.600	37.848	33.188	85.3	9:17.829	6	1	1:34.344	30.695	32.909	30.740	90.0	26:01.288
4	1	1:35.217	27.296	35.282	32.639	89.2	10:53.046	7	1	1:26.794	25.001	32.507	29.286	97.9	27:28.082
5	1	12:22.452B	33.995	48.760	...	11.4	23:15.497	8	1	1:24.963	23.171	31.916	29.876	100.1	28:53.045
6	1	1:49.191	39.167	37.711	32.313	77.8	25:04.688	9	1	1:24.599	23.245	31.932	29.422	100.4	30:17.644
7	1	1:33.466	26.240	35.449	31.777	90.9	26:38.154	10	1	14:58.610B	26.869	36.606	...	9.4	45:16.254
8	1	1:32.477	25.993	34.981	31.503	91.9	28:10.631	11	1	1:40.699	33.971	37.085	29.643	84.4	46:56.953
9	1	1:35.316	26.069	36.659	32.588	89.2	29:45.947	12	1	1:24.606	23.065	32.391	29.150	100.4	48:21.559
10	1	15:45.447B	26.297	35.325	...	9.0	45:31.394	13	1	1:24.745	23.359	32.167	29.219	100.3	49:46.304
11	1	1:46.054	36.512	37.244	32.298	80.1	47:17.448	14	1	1:26.609	23.395	32.296	30.918	98.1	51:12.913
12	1	1:31.280	25.826	34.336	31.118	93.1	48:48.728	15	1	1:27.301	23.974	33.206	30.121	97.3	52:40.214
13	1	1:30.302	25.215	34.283	30.804	94.1	50:19.030	16	1	1:25.030	23.690	32.157	29.183	99.9	54:05.244
14	1	1:30.955	25.309	34.286	31.360	93.4	51:49.985	17	1	1:24.976	23.211	32.365	29.400	100.0	55:30.220
15	1	1:31.378	25.864	34.632	30.882	93.0	53:21.363	18	1	1:25.091	23.699	32.101	29.291	99.9	56:55.311
16	1	1:31.197	25.602	34.622	30.973	93.2	54:52.560								
<b>22</b> 1. Christian PERRIER							MARCH 85G 1985 C1b								
1	1	27:37.750B	...	1:03.994	...	5.1	27:37.749								
2	1	2:22.305	52.169	47.630	42.506	59.7	30:00.054								
3	1	2:00.818	32.476	44.957	43.385	70.4	32:00.872								
<b>23</b> 1. Katsu KUBOTA							NISSAN R90 CK 1990 C1a								
1	1	25:18.334	...	...	...	5.5	25:18.333								
2	1	1:39.227	...	...	...	85.6	26:57.560								
3	1	1:33.621	...	...	...	90.8	28:31.181								
4	1	1:36.012	...	...	...	88.5	30:07.193								
5	1	1:37.707	...	...	...	86.9	31:44.900								
6	1	1:34.084	...	...	...	90.3	33:18.984								
7	1	1:30.014	...	...	...	94.4	34:48.998								
8	1	1:28.472	...	...	...	96.1	36:17.470								
9	1	1:28.238	...	...	...	96.3	37:45.708								
10	1	1:27.693	...	...	...	96.9	39:13.401								
11	1	1:30.889	...	...	...	93.5	40:44.290								
12	1	1:28.133	...	...	...	96.4	42:12.423								
13	1	1:27.632	...	...	...	96.9	43:40.055								
14	1	1:29.406	...	...	...	95.1	45:09.461								
15	1	1:26.712	...	...	...	98.0	46:36.173								
16	1	1:26.470	...	...	...	98.3	48:02.643								
17	1	1:26.527	...	...	...	98.2	49:29.170								
18	1	1:25.736	...	...	...	99.1	50:54.906								
19	1	1:26.892	...	...	...	97.8	52:21.798								
20	1	1:28.513	...	...	...	96.0	53:50.311								
21	1	1:27.486	...	...	...	97.1	55:17.797								
22	1	1:25.347	...	...	...	99.6	56:43.144								
<b>45</b> 1. Pierre-Alain FRANCE							Porsche 962C 1990 C1a								
							2. Erwin FRANCE								
1	1	3:51.567B	2:01.422	42.901	1:07.244	36.7	3:51.567								
2	1	2:01.618	39.629	41.934	40.055	69.9	5:53.185								
3	1	1:46.742	30.819	41.410	34.513	79.6	7:39.927								
4	1	1:39.226	27.914	37.350	33.962	85.6	9:19.153								
5	1	1:41.869	28.484	37.525	35.860	83.4	11:01.022								
6	1	13:11.544B	33.563	52.631	...	10.7	24:12.565								
7	1	1:48.101	38.372	38.026	31.703	78.6	26:00.666								
8	1	1:38.900	27.700	37.936	33.264	85.9	27:39.566								
9	1	1:32.936	26.151	36.088	30.697	91.4	29:12.502								
10	1	1:31.986	26.610	35.113	30.263	92.4	30:44.488								
11	1	1:32.044	26.393	34.969	30.682	92.3	32:16.532								
12	1	1:32.553	25.636	35.684	31.233	91.8	33:49.085								
13	1	1:32.374	25.675	36.259	30.440	92.0	35:21.459								
14	1	1:29.996	25.043	35.039	29.914	94.4	36:51.455								
15	1	1:28.886	25.011	34.135	29.740	95.6	38:20.341								
16	1	6:42.101B	25.473	35.097	5:41.531	21.1	45:02.442								
17	1	1:42.346	35.269	36.499	30.578	83.0	46:44.788								
18	1	1:29.306	24.773	34.500	30.033	95.1	48:14.094								
19	1	1:28.792	24.499	34.689	29.604	95.7	49:42.886								
20	1	1:29.871	24.522	34.112	31.237	94.6	51:12.757								
21	1	1:38.255	32.595	36.030	29.630	86.5	52:51.012								
22	1	1:28.479	24.269	34.774	29.436	96.1	54:19.491								
23	1	1:27.477	24.113	33.849	29.515	97.1	55:46.968								
<b>98</b> 1. Eric DE DONCKER							SPICE SE90C 1990 C1a								
1	1	3:14.915	1:47.434	46.349	41.132	43.6	3:14.915								
2	1	5:10.051B	30.768	38.302	4:00.981	27.4	8:24.966								
3	1	1:52.013	39.445	37.952	34.616	75.9	10:16.979								
4	1	13:01.944B	27.674	53.661	...	10.8	23:18.922								
5	1	2:00.748	39.493	44.005	37.250	70.4	25:19.670								
6	1	1:40.311	29.234	36.798	34.279	84.7	26:59.981								
7	1	1:35.723	26.655	35.512	33.556	88.7	28:35.704								
8	1	1:40.876	26.872	38.385	35.619	84.2	30:16.580								
9	1	1:36.841	27.206	36.303	33.332	87.7	31:53.421								
10	1	1:34.676	26.420	36.392	31.864	89.7	33:28.097								
11	1	1:32.203	25.877	34.731	31.595	92.2	35:00.300								
12	1	1:33.785	26.032	34.919	32.834	90.6	36:34.085								
13	1	1:39.942	27.346	39.690	32.906	85.0	38:14.027								



**GROUP C**  
GRAND PRIX DE L'AGE D'OR  
QUALIFYING 1

DIJON 3.801 m. Analysis

■ Personal Best ■ Session Best B Crossing the finish line in pit lane

Lap	D	Time	Sector 1	Sector 2	Sector 3	Kph	Elapsed	Lap	D	Time	Sector 1	Sector 2	Sector 3	Kph	Elapsed
14	1	1:31.840	25.853	34.207	31.780	92.5	39:45.867	18	1	1:38.605	27.810	36.943	33.852	86.2	53:55.911
15	1	4:52.854 B	25.743	35.341	3:51.770	29.0	44:38.721	19	1	1:39.516	28.242	37.824	33.450	85.4	55:35.427
16	1	1:38.520	31.994	35.083	31.443	86.3	46:17.241	20	1	1:36.668	27.560	35.615	33.493	87.9	57:12.095
17	1	1:29.665	25.062	33.454	31.149	94.8	47:46.906								
18	1	1:31.993	26.402	34.321	31.270	92.3	49:18.899								
19	1	1:29.773	25.084	33.735	30.954	94.6	50:48.672								
20	1	1:29.516	25.082	33.775	30.659	95.0	52:18.188								

**111** 1. Frédéric DA ROCHA SPICE SE88C 1988 C2a

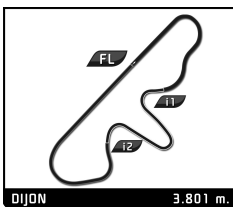
1	1	3:15.857	1:50.610	44.166	41.081	43.4	3:15.857
2	1	3:56.975 B	31.771	40.435	2:44.769	35.8	7:12.832
3	1	1:55.230	37.811	39.866	37.553	73.8	9:08.062
4	1	1:45.216	30.006	38.776	36.434	80.8	10:53.278
5	1	12:28.601 B	35.324	52.255	...	11.3	23:21.878
6	1	2:22.243	47.230	49.315	45.698	59.7	25:44.121
7	1	2:06.273	37.153	47.209	41.911	67.3	27:50.394
8	1	1:58.018	34.660	43.160	40.198	72.0	29:48.412
9	1	1:56.293	32.898	43.153	40.242	73.1	31:44.705
10	1	1:54.958	34.288	42.290	38.380	73.9	33:39.663

**151** 1. Mike WRIGLEY ARGO JM19 1988 C2a

1	1	5:46.722	4:15.158	43.193	48.371	24.5	5:46.722
2	1	3:04.689	35.063	1:45.853	43.773	46.0	8:51.411
3	1	1:50.502	31.298	39.930	39.274	76.9	10:41.913
4	1	12:50.185 B	39.510	49.470	...	11.0	23:32.097
5	1	1:57.479	39.913	40.408	37.158	72.3	25:29.576
6	1	1:44.252	28.632	39.176	36.444	81.5	27:13.828
7	1	1:46.757	28.157	41.398	37.202	79.6	29:00.585
8	1	1:41.790	27.272	38.635	35.883	83.5	30:42.375
9	1	1:44.979	30.162	39.046	35.771	80.9	32:27.354
10	1	1:40.032	27.518	37.908	34.606	85.0	34:07.386
11	1	1:39.513	26.923	38.049	34.541	85.4	35:46.899
12	1	1:39.798	26.902	38.435	34.461	85.1	37:26.697
13	1	1:38.195	27.079	37.077	34.039	86.6	39:04.892

**162** 1. Massimo GUERRA GWK 862-C2 1988 C3b

1	1	7:48.500 B	5:04.079	52.992	1:51.429	18.1	7:48.500
2	1	1:54.723	40.838	38.987	34.898	74.1	9:43.223
3	1	14:01.997 B	30.158	51.431	...	10.1	23:45.219
4	1	1:51.277	37.303	38.552	35.422	76.4	25:36.496
5	1	1:39.463	28.246	37.179	34.038	85.5	27:15.959
6	1	1:39.339	28.349	36.988	34.002	85.5	28:55.298
7	1	1:38.534	28.552	36.519	33.463	86.3	30:33.832
8	1	3:10.522 B	28.073	39.936	2:02.513	44.6	33:44.354
9	1	1:48.506	34.648	40.012	33.846	78.3	35:32.860
10	1	5:03.970 B	28.360	36.601	3:59.009	27.9	40:36.830
11	1	1:52.648	40.323	37.498	34.827	75.4	42:29.478
12	1	1:38.966	28.234	36.753	33.979	85.9	44:08.444
13	1	1:37.667	27.977	35.871	33.819	87.0	45:46.111
14	1	1:37.531	27.575	35.984	33.972	87.1	47:23.642
15	1	1:37.893	28.112	36.024	33.757	86.8	49:01.535
16	1	1:36.538	27.349	35.661	33.528	88.0	50:38.073
17	1	1:39.233	27.416	38.447	33.370	85.6	52:17.306



**GROUP C**  
GRAND PRIX DE L'AGE D'OR  
QUALIFYING 2

Final Classification

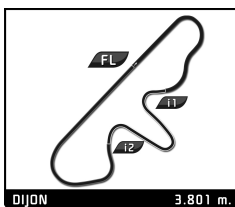
Nr.	Drivers	Team	Car	Cl	Time	Lap	Total	Gap	Kph
1	9 N. KINCH		LOLA T92/10 1992	C3a	<b>1:11.484</b>	3	3	-	<b>191.4</b>
2	25 M. LYONS		GEBHARDT C91 1992	C3a	<b>1:13.192</b>	21	22	+1.708	<b>187.0</b>
3	23 K. KUBOTA		NISSAN R90 CK 1990	C1a	<b>1:13.358</b>	17	21	+1.874	<b>186.5</b>
4	5 S. TANDY		SPICE SE90 GTP 1990	C1a	<b>1:13.887</b>	17	17	+2.403	<b>185.2</b>
5	98 E. DE DONCKER		SPICE SE90C 1990	C1a	<b>1:14.390</b>	13	18	+2.906	<b>183.9</b>
6	45 P. FRANCE / E. FRANCE		PORSCHE 962C 1990	C1a	<b>1:14.458</b>	4	19	+2.974	<b>183.8</b>
7	4 D. GUENAT		PEUGEOT 905 EV1B 1993	C3a	<b>1:16.603</b>	10	18	+5.119	<b>178.6</b>
8	14 T. DREELAN		PORSCHE 962 1987	C1a	<b>1:18.610</b>	13	13	+7.126	<b>174.1</b>
9	8 G. NAKAS		PORSCHE 962 1987	C1a	<b>1:19.240</b>	19	25	+7.756	<b>172.7</b>
10	151 M. WRIGLEY		ARGO JM19 1988	C2a	<b>1:19.794</b>	20	20	+8.310	<b>171.5</b>
11	53 J. MERLIN		SPICE SE90C 1990	C1a	<b>1:21.069</b>	8	8	+9.585	<b>168.8</b>
12	162 M. GUERRA		GKW 862-C2 1988	C3b	<b>1:22.777</b>	3	15	+11.293	<b>165.3</b>
13	111 F. DA ROCHA / P. DE THOISY		SPICE SE88C 1988	C2a	<b>1:23.537</b>	7	11	+12.053	<b>163.8</b>
14	10 M. CAMPAGNE		SPICE SE92 GTP 1992	C3a	<b>1:23.738</b>	4	17	+12.254	<b>163.4</b>
15	22 C. PERRIER		MARCH 85G 1985	C1b	<b>1:24.551</b>	18	19	+13.067	<b>161.8</b>
<b>Not classified:</b>									
7	M. MONTEIRO		PORSCHE 962 1990	C1a					
11	T. SUMMERS / R. MEADEN		LANCIA LC2 1984	C1b					

<b>Fastest Lap</b>	Lap 3	Nathan KINCH	<b>1:11.484</b>	191.4 Kph
--------------------	-------	--------------	-----------------	-----------

Published at: .....

Track Status: **DRY**

<b>Stewards:</b>	<b>Timekeeper:</b>
------------------	--------------------



**GROUP C**  
GRAND PRIX DE L'AGE D'OR  
QUALIFYING

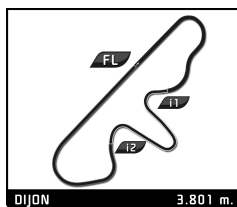
Final Classification

Nr Drivers	Team		Session 1		Session 2		Time	Gap
			Time	Lap	Time	Lap		
1	9 Nathan KINCH	C3a	1:24.467	10	1:11.484	3	1:11.484	
2	25 Michael LYONS	C3a	1:24.599	9	1:13.192	21	1:13.192	+1.708
3	23 Katsu KUBOTA	C1a	1:25.347	22	1:13.358	17	1:13.358	+1.874
4	5 Steve TANDY	C1a	1:26.062	15	1:13.887	17	1:13.887	+2.403
5	98 Eric DE DONCKER	C1a	1:29.516	20	1:14.390	13	1:14.390	+2.906
6	45 Pierre-Alain FRANCE/Erwin FRANCE	C1a	1:27.477	23	1:14.458	4	1:14.458	+2.974
7	4 Dominique GUENAT	C3a	1:37.900	8	1:16.603	10	1:16.603	+5.119
8	14 Tommy DREELAN	C1a	1:30.302	13	1:18.610	13	1:18.610	+7.126
9	8 George NAKAS	C1a	1:33.174	23	1:19.240	19	1:19.240	+7.756
10	151 Mike WRIGLEY	C2a	1:38.195	13	1:19.794	20	1:19.794	+8.310
11	53 Jean-Marc MERLIN	C1a			1:21.069	8	1:21.069	+9.585
12	162 Massimo GUERRA	C3b	1:36.538	16	1:22.777	3	1:22.777	+11.293
13	111 Frédéric DA ROCHA/Pierre DE THOI	C2a	1:45.216	4	1:23.537	7	1:23.537	+12.053
14	10 Michiel CAMPAGNE	C3a	1:36.574	15	1:23.738	4	1:23.738	+12.254
15	22 Christian PERRIER	C1b	2:00.818	3	1:24.551	18	1:24.551	+13.067
16	11 Tim SUMMERS/Richard MEADEN	C1b	1:37.212	8			1:37.212	+25.728
17	7 Manuel MONTEIRO	C1a	1:39.810	4			1:39.810	+28.326

Published at: .....

Stewards:	Timekeeper:
-----------	-------------

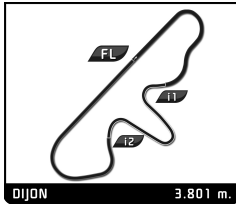




**GROUP C**  
GRAND PRIX DE L'AGE D'OR  
QUALIFYING 2

Best Sector Times

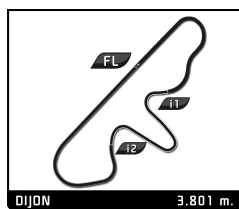
SECTOR 1			SECTOR 2			SECTOR 3			Pos	Team	Cl	Ideal Lap	Best Lap
Pos	Driver	Time	Driver	Time	Driver	Time							
1	9 N.KINCH	19.751	25 M.LYONS	27.171	9 N.KINCH	24.547	1	9	C3a	1:11.484	1:11.484	(1)	
2	25 M.LYONS	19.973	9 N.KINCH	27.186	23 K.KUBOTA	25.225	2	23	C1a	1:12.940	1:13.358	(3)	
3	45 P.FRANCE	20.105	23 K.KUBOTA	27.559	5 S.TANDY	25.391	3	25	C3a	1:13.192	1:13.192	(2)	
4	23 K.KUBOTA	20.156	98 E.DE DONCKER	27.634	45 P.FRANCE	25.924	4	5	C1a	1:13.454	1:13.887	(4)	
5	5 S.TANDY	20.312	5 S.TANDY	27.751	25 M.LYONS	26.048	5	45	C1a	1:14.087	1:14.458	(6)	
6	98 E.DE DONCKER	20.443	4 D.GUENAT	27.887	98 E.DE DONCKER	26.313	6	98	C1a	1:14.390	1:14.390	(5)	
7	4 D.GUENAT	21.087	45 P.FRANCE	28.058	4 D.GUENAT	27.038	7	4	C3a	1:16.012	1:16.603	(7)	
8	14 T.DREELAN	21.561	8 G.NAKAS	29.387	14 T.DREELAN	27.299	8	14	C1a	1:18.566	1:18.610	(8)	
9	151 M.WRIGLEY	21.780	151 M.WRIGLEY	29.458	8 G.NAKAS	27.723	9	8	C1a	1:19.240	1:19.240	(9)	
10	8 G.NAKAS	22.130	53 J.MERLIN	29.697	53 J.MERLIN	28.083	10	151	C2a	1:19.466	1:19.794	(10)	
11	111 F.DA ROCHA	22.943	14 T.DREELAN	29.706	151 M.WRIGLEY	28.228	11	53	C1a	1:20.758	1:21.069	(11)	
12	53 J.MERLIN	22.978	162 M.GUERRA	30.251	10 M.CAMPAGNE	28.621	12	10	C3a	1:22.221	1:23.738	(14)	
13	10 M.CAMPAGNE	23.068	10 M.CAMPAGNE	30.532	111 F.DA ROCHA	29.124	13	162	C3b	1:22.697	1:22.777	(12)	
14	162 M.GUERRA	23.201	22 C.PERRIER	30.990	162 M.GUERRA	29.245	14	111	C2a	1:23.295	1:23.537	(13)	
15	22 C.PERRIER	23.700	111 F.DA ROCHA	31.228	22 C.PERRIER	29.793	15	22	C1b	1:24.483	1:24.551	(15)	



**GROUP C**  
GRAND PRIX DE L'AGE D'OR  
QUALIFYING 2

Fastest Lap Sequence

Practice Time	Team	Car	Class	Driver	Time	Kph	Lap
3:20.323	98	SPICE SE90C 1990	C1a	Eric DE DONCKER	<b>1:20.499</b>	170.0	2
3:26.080	45	PORSCHE 962C 1990	C1a	Pierre-Alain FRANCE	<b>1:17.608</b>	176.3	2
3:57.390	25	GEBHARDT C91 1992	C3a	Michael LYONS	<b>1:17.439</b>	176.7	2
4:41.627	45	PORSCHE 962C 1990	C1a	Pierre-Alain FRANCE	<b>1:15.547</b>	181.1	3
5:56.085	45	PORSCHE 962C 1990	C1a	Pierre-Alain FRANCE	<b>1:14.458</b>	183.8	4
9:50.239	9	LOLA T92/10 1992	C3a	Nathan KINCH	<b>1:11.484</b>	191.4	3

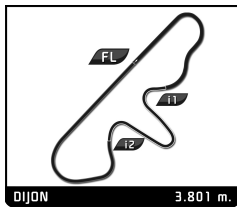


GROUP C  
GRAND PRIX DE L'AGE D'OR  
QUALIFYING 2

Analysis

Personal Best Session Best B Crossing the finish line in pit lane

Lap	D	Time	Sector 1	Sector 2	Sector 3	Kph	Elapsed	Lap	D	Time	Sector 1	Sector 2	Sector 3	Kph	Elapsed
<b>4</b> 1. Dominique GUENAT PEUGEOT 905 EV1B 1993 C3a								14	1	1:35.972	33.660	32.668	29.644	142.6	28:53.696
1	1	3:27.097	2:23.057	33.962	30.078	66.1	3:27.097	15	1	1:25.194	23.709	32.296	29.189	160.6	30:18.890
2	1	1:18.840	22.320	29.106	27.414	173.6	4:45.937	16	1	1:21.278	22.615	30.611	28.052	168.4	31:40.168
3	1	1:18.998	22.433	29.051	27.514	173.2	6:04.935	17	1	1:20.253	22.421	29.778	28.054	170.5	33:00.421
4	1	1:24.330	22.508	32.880	28.942	162.3	7:29.265	18	1	1:20.148	22.349	29.719	28.080	170.7	34:20.569
5	1	1:17.131	21.882	27.943	27.306	177.4	8:46.396	19	1	<b>1:19.240</b>	<b>22.130</b>	<b>29.387</b>	<b>27.723</b>	172.7	35:39.809
6	1	7:06.325B	22.962	29.147	6:14.216	32.1	15:52.721	20	1	6:50.410B	22.534	30.759	5:57.117	33.3	42:30.218
7	1	1:49.103	48.040	31.766	29.297	125.4	17:41.824	21	1	1:32.871	31.945	31.815	29.111	147.3	44:03.089
8	1	1:18.114	22.088	28.787	27.239	175.2	18:59.938	22	1	1:21.408	23.024	30.020	28.364	168.1	45:24.497
9	1	1:17.257	21.826	28.321	27.110	177.1	20:17.195	23	1	1:20.082	22.213	29.719	28.150	170.9	46:44.579
10	1	<b>1:16.603</b>	21.366	27.963	27.274	178.6	21:33.798	24	1	1:20.252	22.266	29.909	28.077	170.5	48:04.831
11	1	1:17.032	21.489	28.505	<b>27.038</b>	177.6	22:50.830	25	1	1:21.671	22.364	30.979	28.328	167.5	49:26.502
12	1	1:17.105	21.370	28.326	27.409	177.5	24:07.935								
13	1	5:50.300B	22.835	29.791	4:57.674	39.1	29:58.235								
14	1	1:33.062	33.593	30.724	28.745	147.0	31:31.297								
15	1	1:16.932	21.583	28.214	27.135	177.9	32:48.229								
16	1	1:19.099	<b>21.087</b>	28.677	29.335	173.0	34:07.328								
17	1	1:17.120	21.353	28.250	27.517	177.4	35:24.448								
18	1	1:19.678	21.811	29.736	28.131	171.7	36:44.126								
<b>5</b> 1. Steve TANDY SPICE SE90 GTP 1990 C1a															
1	1	2:50.173	1:39.712	37.333	33.128	80.4	2:50.173								
2	1	1:26.542	25.162	33.045	28.335	158.1	4:16.715								
3	1	1:17.343	21.164	29.820	26.359	176.9	5:34.058								
4	1	1:21.238	21.147	31.566	28.525	168.4	6:55.296								
5	1	1:19.833	22.005	30.761	27.067	171.4	8:15.129								
6	1	1:16.643	21.293	29.332	26.018	178.5	9:31.772								
7	1	1:16.713	21.087	29.283	26.343	178.4	10:48.485								
8	1	1:16.108	21.063	29.049	25.996	179.8	12:04.593								
9	1	1:16.788	21.302	28.852	26.634	178.2	13:21.381								
10	1	12:04.398B	22.953	35.604	...	18.9	25:25.779								
11	1	1:39.173	35.454	34.210	29.509	138.0	27:04.952								
12	1	1:19.352	22.348	30.314	26.690	172.4	28:24.304								
13	1	3:33.122B	20.725	28.526	2:43.871	64.2	31:57.426								
14	1	1:28.564	31.165	31.030	26.369	154.5	33:25.990								
15	1	1:14.843	<b>20.312</b>	28.434	26.097	182.8	34:40.833								
16	1	1:13.918	20.776	<b>27.751</b>	<b>25.391</b>	185.1	35:54.751								
17	1	<b>1:13.887</b>	20.462	27.830	25.595	185.2	37:08.638								
<b>9</b> 1. Nathan KINCH LOLA T92/10 1992 C3a								1	1	7:21.870	6:16.113	36.385	29.372	31.0	7:21.870
2	1	1:16.885	21.101	29.705	26.079	178.0	8:38.755	3	1	<b>1:11.484</b>	<b>19.751</b>	<b>27.186</b>	<b>24.547</b>	191.4	9:50.239
<b>10</b> 1. Michiel CAMPAGNE SPICE SE92 GTP 1992 C3a								1	1	4:54.080	3:47.337	36.374	30.369	46.5	4:54.080
2	1	1:25.241	24.649	31.718	28.874	160.5	6:19.321	3	1	1:24.023	23.644	31.758	<b>28.621</b>	162.9	7:43.344
4	1	<b>1:23.738</b>	24.470	<b>30.532</b>	28.736	163.4	9:07.082	5	1	3:39.823B	23.719	32.823	2:43.281	62.2	12:46.905
6	1	1:36.546	33.525	33.397	29.624	141.7	14:23.451	7	1	1:24.616	<b>23.068</b>	31.773	29.775	161.7	15:48.067
8	1	1:27.242	25.628	32.117	29.497	156.8	17:15.309	9	1	1:24.526	23.954	31.782	28.790	161.9	18:39.835
10	1	1:23.833	23.424	31.626	28.783	163.2	20:03.668	11	1	1:24.179	23.836	31.223	29.120	162.6	21:27.847
12	1	6:31.211B	26.179	37.812	5:27.220	35.0	27:59.058	13	1	1:46.608	36.920	36.320	33.368	128.4	29:45.666
14	1	1:29.075	26.632	33.239	29.204	153.6	31:14.741	15	1	1:27.133	24.957	32.239	29.937	157.0	32:41.874
16	1	1:25.578	23.848	31.942	29.788	159.9	34:07.452	17	1	1:24.611	23.895	31.572	29.144	161.7	35:32.063
<b>14</b> 1. Tommy DREELAN PORSCHE 962 1987 C1a								1	1	2:04.794	1:00.187	34.832	29.775	109.6	2:04.794
2	1	1:23.773	23.609	32.075	28.089	163.3	3:28.567	3	1	1:21.537	22.599	31.058	27.880	167.8	4:50.104
4	1	1:20.042	22.345	30.064	27.633	171.0	6:10.146	5	1	1:20.142	22.451	29.849	27.842	170.7	7:30.288
6	1	1:19.464	22.079	29.959	27.426	172.2	8:49.752	7	1	3:54.334B	<b>21.561</b>	31.511	3:01.262	58.4	12:44.086
8	1	1:36.640	33.641	32.673	30.326	141.6	14:20.726	9	1	1:22.955	24.464	<b>30.259</b>	28.232	165.0	15:43.681
10	1	1:19.432	22.194	<b>29.706</b>	27.532	172.3	17:03.113	11	1	1:19.392	21.823	29.992	27.577	172.4	18:22.505
12	1	1:19.007	21.666	29.941	27.400	173.2	19:41.512	13	1	<b>1:18.610</b>	21.576	29.735	<b>27.299</b>	174.1	21:00.122

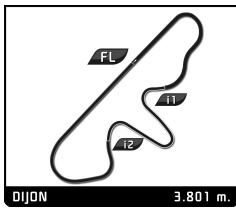


**GROUP C**  
GRAND PRIX DE L'AGE D'OR  
QUALIFYING 2

Analysis

Personal Best Session Best B Crossing the finish line in pit lane

Lap	D	Time	Sector 1	Sector 2	Sector 3	Kph	Elapsed	Lap	D	Time	Sector 1	Sector 2	Sector 3	Kph	Elapsed
<b>22</b> 1.Christian PERRIER MARCH 85G 1985 C1b								9	1	4:27.855B	20.747	29.512	3:37.596	51.1	18:50.532
1	1	2:37.545	1:30.443	34.948	32.154	86.9	2:37.545	10	1	1:21.142	26.527	27.988	26.627	168.6	20:11.674
2	1	1:27.602	24.856	32.328	30.418	156.2	4:05.147	11	1	1:15.043	20.630	27.617	26.796	182.3	21:26.717
3	1	1:25.376	24.534	31.049	<b>29.793</b>	160.3	5:30.523	12	1	1:14.636	20.345	27.816	26.475	183.3	22:41.353
4	1	1:26.404	24.417	31.212	30.775	158.4	6:56.927	13	1	4:38.848B	20.564	29.254	3:49.030	49.1	27:20.201
5	1	1:31.779	24.218	34.823	32.738	149.1	8:28.706	14	1	1:24.597	28.992	28.939	26.666	161.8	28:44.798
6	1	5:35.419B	24.812	39.408	4:31.199	40.8	14:04.125	15	1	1:14.881	20.503	27.889	26.489	182.7	29:59.679
7	1	1:47.143	32.456	32.069	42.618	127.7	15:51.268	16	1	1:16.157	20.423	28.099	27.635	179.7	31:15.836
8	1	4:06.691	3:03.856	32.442	30.393	55.5	19:57.959	17	1	4:07.984B	23.141	30.169	3:14.674	55.2	35:23.820
9	1	4:27.877B	23.806	33.172	3:30.899	51.1	24:25.836	18	1	1:30.864	30.504	34.206	26.154	150.6	36:54.684
10	1	1:35.560	33.441	31.665	30.454	143.2	26:01.396	19	1	5:27.696B	20.616	27.001	4:40.079	41.8	42:22.379
11	1	1:30.667	26.138	33.738	30.791	150.9	27:32.063	20	1	1:18.689	25.015	27.519	26.155	173.9	43:41.068
12	1	1:26.936	24.690	31.788	30.458	157.4	28:58.999	21	1	<b>1:13.192</b>	<b>19.973</b>	<b>27.171</b>	<b>26.048</b>	187.0	44:54.260
13	1	1:27.530	25.183	31.923	30.424	156.3	30:26.529	22	1	1:13.456	20.068	27.250	26.138	186.3	46:07.716
14	1	1:26.894	24.370	31.941	30.583	157.5	31:53.423								
15	1	1:25.446	24.079	31.371	29.996	160.1	33:18.869								
16	1	8:59.037B	24.064	31.613	8:03.360	25.4	42:17.905								
17	1	5:25.770	4:23.602	31.781	30.387	42.0	47:43.675								
18	1	<b>1:24.551</b>	<b>23.700</b>	<b>30.990</b>	29.861	161.8	49:08.226								
19	1	1:25.109	23.846	31.060	30.203	160.8	50:33.335								
<b>23</b> 1.Katsu KUBOTA NISSAN R90 CK 1990 C1a															
1	1	4:19.491	3:21.229	31.882	26.380	52.7	4:19.491								
2	1	1:17.551	21.888	29.854	25.809	176.4	5:37.042								
3	1	1:18.088	21.175	29.427	27.486	175.2	6:55.130								
4	1	1:16.917	21.332	28.903	26.682	177.9	8:12.047								
5	1	1:16.261	21.114	29.203	25.944	179.4	9:28.308								
6	1	1:15.824	21.025	28.697	26.102	180.5	10:44.132								
7	1	1:16.052	20.927	29.345	25.780	179.9	12:00.184								
8	1	6:20.738B	24.328	29.945	5:26.465	35.9	18:20.922								
9	1	1:27.967	31.944	29.869	26.154	155.6	19:48.889								
10	1	1:15.320	20.765	28.690	25.865	181.7	21:04.209								
11	1	1:16.720	20.643	30.111	25.966	178.4	22:20.929								
12	1	1:15.517	20.695	28.640	26.182	181.2	23:36.446								
13	1	1:14.556	20.572	28.192	25.792	183.5	24:51.002								
14	1	1:14.699	20.429	28.317	25.953	183.2	26:05.701								
15	1	1:18.107	22.488	30.156	25.463	175.2	27:23.808								
16	1	1:13.655	20.486	27.944	<b>25.225</b>	185.8	28:37.463								
17	1	<b>1:13.358</b>	<b>20.156</b>	27.641	25.561	186.5	29:50.821								
18	1	1:13.741	20.857	<b>27.559</b>	25.325	185.6	31:04.562								
19	1	11:12.463B	20.497	29.917	...	20.3	42:17.024								
20	1	1:27.178	31.773	28.971	26.434	157.0	43:44.202								
21	1	1:15.012	20.600	28.100	26.312	182.4	44:59.214								
<b>45</b> 1.Pierre-Alain FRANCE PORSCHE 962C 1990 C1a															
								2.Erwin FRANCE							
1	1	2:08.472	1:08.341	32.997	27.134	106.5	2:08.472								
2	1	1:17.608	21.501	30.005	26.102	176.3	3:26.080								
3	1	1:15.547	21.191	28.336	26.020	181.1	4:41.627								
4	1	<b>1:14.458</b>	20.476	<b>28.058</b>	<b>25.924</b>	183.8	5:56.085								
5	1	3:57.469B	20.446	28.383	3:08.640	57.6	9:53.554								
6	1	1:23.225	28.241	28.996	25.988	164.4	11:16.779								
7	1	1:14.648	<b>20.105</b>	28.308	26.235	183.3	12:31.427								
8	1	1:15.067	20.233	28.187	26.647	182.3	13:46.494								
9	1	1:15.309	20.372	28.920	26.017	181.7	15:01.803								
10	1	1:19.397	22.548	29.674	27.175	172.3	16:21.200								
11	1	4:29.424B	23.585	30.111	3:35.728	50.8	20:50.624								
12	1	2:50.168B	41.479	36.450	1:32.239	80.4	23:40.792								
13	1	1:29.045	28.783	32.428	27.834	153.7	25:09.837								
14	1	1:18.859	21.698	29.579	27.582	173.5	26:28.696								
15	1	1:18.148	21.865	29.496	26.787	175.1	27:46.844								
16	1	1:19.080	21.787	29.961	27.332	173.0	29:05.924								
17	1	1:19.363	21.440	30.260	27.663	172.4	30:25.287								
18	1	4:48.741B	22.856	30.086	3:55.799	47.4	35:14.028								
19	1	1:32.856	28.856	31.716	32.284	147.4	36:46.884								
<b>53</b> 1.Jean-Marc MERLIN SPICE SE90C 1990 C1a															
1	1	4:40.075	3:32.606	34.710	32.759	48.9	4:40.075								
2	1	1:29.896	26.193	32.848	30.855	152.2	6:09.971								
3	1	1:26.428	24.948	31.813	29.667	158.3	7:36.399								
4	1	1:22.674	23.876	30.256	28.542	165.5	8:59.073								
5	1	4:57.089B	<b>22.978</b>	47.777	3:46.334	46.1	13:56.162								
6	1	20:34.046B	31.885	30.314	...	11.1	34:30.208								
7	1	1:34.335	33.247	31.169	29.919	145.1	36:04.543								
8	1	<b>1:21.069</b>	23.289	<b>29.697</b>	<b>28.083</b>	168.8	37:25.612								
<b>98</b> 1.Eric DE DONCKER SPICE SE90C 1990 C1a															
1	1	1:59.824	58.873	31.743	29.208	114.2	1:59.824								
2	1	1:20.499	23.298	29.950	27.251	170.0	3:20.323								
3	1	1:18.544	22.478	28.580	27.486	174.2	4:38.867								
4	1	1:17.790	21.367	28.891	27.532	175.9	5:56.657								
5	1	1:17.939	21.556	29.165	27.218	175.6	7:14.596								
6	1	3:01.052B	22.443	29.191	2:09.418	75.6	10:15.648								



**GROUP C**  
GRAND PRIX DE L'AGE D'OR  
QUALIFYING 2

Analysis

Lap	D	Time	Sector 1	Sector 2	Sector 3	Kph	Elapsed	Lap	D	Time	Sector 1	Sector 2	Sector 3	Kph	Elapsed
7	1	1:27.904	30.485	29.845	27.574	155.7	11:43.552	5	1	9:19.384B	23.489	31.161	8:24.734	24.5	16:03.890
8	1	1:16.821	21.159	28.478	27.184	178.1	13:00.373	6	1	1:43.032	39.473	32.996	30.563	132.8	17:46.922
9	1	1:19.041	21.378	29.424	28.239	173.1	14:19.414	7	1	1:24.578	23.778	30.949	29.851	161.8	19:11.500
10	1	5:30.353B	21.054	28.672	4:40.627	41.4	19:49.767	8	1	1:23.520	23.466	30.401	29.653	163.8	20:35.020
11	1	1:22.997	27.941	28.619	26.437	164.9	21:12.764	9	1	1:23.218	23.253	30.463	29.502	164.4	21:58.238
12	1	1:16.041	20.626	29.005	26.410	180.0	22:28.805	10	1	10:04.065B	23.201	41.016	8:59.848	22.7	32:02.303
13	1	1:14.390	20.443	27.634	26.313	183.9	23:43.195	11	1	3:33.014B	34.105	38.104	2:20.805	64.2	35:35.317
14	1	1:15.178	20.631	28.025	26.522	182.0	24:58.373	12	1	7:05.722B	30.939	34.260	6:00.523	32.1	42:41.038
15	1	4:09.576B	24.717	31.042	3:13.817	54.8	29:07.949	13	1	1:35.148	31.430	32.948	30.770	143.8	44:16.186
16	1	1:23.450	26.953	29.375	27.122	164.0	30:31.399	14	1	1:24.453	23.465	31.039	29.949	162.0	45:40.639
17	1	1:21.526	21.179	32.060	28.287	167.8	31:52.925	15	1	1:23.819	23.261	30.680	29.878	163.3	47:04.458
18	1	1:16.077	21.004	28.291	26.782	179.9	33:09.002								

**111** 1.Frédéric DA ROCHA  
2.Pierre DE THOISY

SPICE SE88C 1988  
C2a

1	1	2:18.333	1:10.272	35.986	32.075	98.9	2:18.333
2	1	1:30.595	24.774	33.958	31.863	151.0	3:48.928
3	1	1:28.175	24.541	33.299	30.335	155.2	5:17.103
4	1	1:26.302	23.694	32.440	30.168	158.6	6:43.405
5	1	7:00.365B	24.441	36.693	5:59.231	32.6	13:43.770
6	1	1:32.589	31.366	32.099	29.124	147.8	15:16.359
7	1	1:23.537	22.943	31.256	29.338	163.8	16:39.896
8	1	1:23.724	23.341	31.228	29.155	163.4	18:03.620
9	1	15:33.006B	24.151	32.810	...	14.7	33:36.626
10	1	1:43.183	36.617	34.694	31.872	132.6	35:19.809
11	1	1:32.990	25.974	35.981	31.035	147.2	36:52.799

**151** 1.Mike WRIGLEY

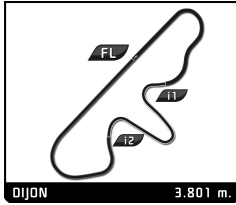
ARGO JM19 1988  
C2a

1	1	2:19.689	1:16.008	33.132	30.549	98.0	2:19.689
2	1	1:29.809	24.091	33.925	31.793	152.4	3:49.498
3	1	1:28.434	24.556	33.475	30.403	154.7	5:17.932
4	1	2:59.609B	23.330	32.411	2:03.868	76.2	8:17.541
5	1	1:29.703	28.974	31.203	29.526	152.5	9:47.244
6	1	1:22.542	22.844	30.432	29.266	165.8	11:09.786
7	1	1:21.316	22.468	29.988	28.860	168.3	12:31.102
8	1	1:21.176	22.478	29.955	28.743	168.6	13:52.278
9	1	1:21.171	22.825	29.800	28.546	168.6	15:13.449
10	1	1:20.895	21.961	29.755	29.179	169.2	16:34.344
11	1	1:19.942	22.230	29.484	28.228	171.2	17:54.286
12	1	1:20.284	21.780	29.552	28.952	170.4	19:14.570
13	1	14:47.892B	24.492	30.655	...	15.4	34:02.462
14	1	1:31.357	31.108	30.585	29.664	149.8	35:33.819
15	1	1:31.949	23.023	33.690	35.236	148.8	37:05.768
16	1	5:21.939B	22.228	31.379	4:28.332	42.5	42:27.706
17	1	1:28.525	28.490	30.491	29.544	154.6	43:56.231
18	1	1:20.316	22.040	29.668	28.608	170.4	45:16.547
19	1	1:20.311	21.900	29.714	28.697	170.4	46:36.858
20	1	1:19.794	21.824	29.458	28.512	171.5	47:56.652

**162** 1.Massimo GUERRA

GKW 862-C2 1988  
C3b

1	1	2:31.103	1:27.307	33.288	30.508	90.6	2:31.103
2	1	1:26.445	25.488	31.284	29.673	158.3	3:57.548
3	1	1:22.777	23.281	30.251	29.245	165.3	5:20.325
4	1	1:24.181	23.226	30.812	30.143	162.5	6:44.506



**GROUP C**  
GRAND PRIX DE L'AGE D'OR  
RACE 1 (45')

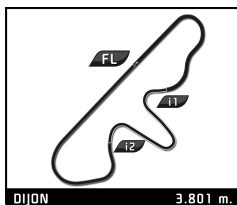
Starting Grid

1:24.551 Christian PERRIER	22	- 8 -		
1:23.537 Frédéric DA ROCHA	111	- 7 -	10	1:23.738 Michiel CAMPAGNE
1:21.069 Jean-Marc MERLIN	53	- 6 -	162	1:22.777 Massimo GUERRA
1:19.240 George NAKAS	8	- 5 -	151	1:19.794 Mike WRIGLEY
1:16.603 Dominique GUENAT	4	- 4 -	14	1:18.610 Tommy DREELAN
1:14.390 Eric DE DONCKER	98	- 3 -	45	1:14.458 Pierre-Alain FRANCE
1:13.358 Katsu KUBOTA	23	- 2 -	5	1:13.887 Steve TANDY
1:11.484 Nathan KINCH	9	- 1 -	25	1:13.192 Michael LYONS

Pole

Stewards:

Timekeeper:



**GROUP C**  
GRAND PRIX DE L'AGE D'OR  
RACE 1 ((45'))

Final Classification

Drivers	Team	Vehicle	Class	Laps	Total Time	Gap	Kph	Best Lap		
								Lap	Time	Kph
<b>1</b> 9 Nathan KINCH		LOLA T92/10 1992	C3a	33	<b>45:37.581</b>	-	164.9	3	<b>1:11.948</b>	190.2
<b>2</b> 23 Katsu KUBOTA		NISSAN R90 CK 1990	C1a	33	<b>46:27.211</b>	+49.630	162.0	4	<b>1:13.397</b>	186.4
<b>3</b> 5 Steve TANDY		SPICE SE90 GTP 1990	C1a	33	<b>46:35.058</b>	+57.477	161.6	3	<b>1:14.765</b>	183.0
<b>4</b> 25 Michael LYONS		GEBHARDT C91 1992	C3a	33	<b>46:38.780</b>	+1:01.199	161.3	3	<b>1:14.745</b>	183.1
<b>5</b> 45 Pierre-Alain FRANCE/Erwin FRANCE		PORSCHE 962C 1990	C1a	32	<b>46:07.096</b>	1 Lap	158.2	3	<b>1:14.927</b>	182.6
<b>6</b> 98 Eric DE DONCKER		SPICE SE90C 1990	C1a	31	<b>45:49.347</b>	2 Laps	154.3	3	<b>1:16.889</b>	178.0
<b>7</b> 151 Mike WRIGLEY		ARGO JM19 1988	C2a	31	<b>46:33.842</b>	2 Laps	151.8	3	<b>1:19.873</b>	171.3
<b>8</b> 14 Tommy DREELAN		PORSCHE 962 1987	C1a	31	<b>46:45.562</b>	2 Laps	151.2	5	<b>1:19.731</b>	171.6
<b>9</b> 8 George NAKAS		PORSCHE 962 1987	C1a	31	<b>46:48.539</b>	2 Laps	151.0	3	<b>1:19.892</b>	171.3
<b>10</b> 111 Frédéric DA ROCHA/Pierre DE THOISY		SPICE SE88C 1988	C2a	31	<b>47:49.040</b>	2 Laps	147.9	21	<b>1:19.667</b>	171.8
<b>11</b> 22 Christian PERRIER		MARCH 85G 1985	C1b	28	<b>46:45.550</b>	5 Laps	136.6	2	<b>1:24.472</b>	162.0
<b>12</b> 162 Massimo GUERRA		GKW 862-C2 1988	C3b	25	<b>46:13.261</b>	8 Laps	123.4	2	<b>1:23.898</b>	163.1

**Not classified:**

4 Dominique GUENAT		PEUGEOT 905 EV18 1993	C3a	15	<b>19:38.043</b>			3	<b>1:16.782</b>	178.2
10 Michiel CAMPAGNE		SPICE SE92 GTP 1992	C3a	5	<b>7:05.207</b>			3	<b>1:22.898</b>	165.1

**Not started**

53 Jean-Marc MERLIN

SPICE SE90C 1990

C1a

<b>Pole Position</b>		N. KINCH	<b>1:11.484</b>	
<b>Fastest Lap</b>	Lap 3	Nathan KINCH	<b>1:11.948</b>	190.2 Kph

CAR NR. 111 - PENALTY OF 2 MIN DUE TO WRONG PIT WINDOW

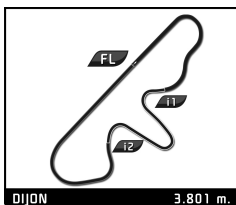
Published at: .....

Track Status:

**DRY**

Stewards:

Timekeeper:



**GROUP C**  
GRAND PRIX DE L'AGE D'OR  
RACE 1

Final Classification by Group

Nr. Drivers	Team	Car	Cl	Laps	Total Time	Gap	Kph	Best Lap		
								Lap	Time	Kph
<b>C1</b>										
1	23 K. KUBOTA	NISSAN R90 CK 1990	C1a	33	<b>46:27.211</b>		162.0	4	<b>1:13.397</b>	186.4
2	5 S. TANDY	SPICE SE90 GTP 1990	C1a	33	<b>46:35.058</b>	+7.847	161.6	3	<b>1:14.765</b>	183.0
3	45 P. FRANCE / E. FRANCE	PORSCHE 962C 1990	C1a	32	<b>46:07.096</b>	1 Laps	158.2	3	<b>1:14.927</b>	182.6
4	98 E. DE DONCKER	SPICE SE90C 1990	C1a	31	<b>45:49.347</b>	2 Laps	154.3	3	<b>1:16.889</b>	178.0
5	14 T. DREELAN	PORSCHE 962 1987	C1a	31	<b>46:45.562</b>	2 Laps	151.2	5	<b>1:19.731</b>	171.6
6	8 G. NAKAS	PORSCHE 962 1987	C1a	31	<b>46:48.539</b>	2 Laps	151.0	3	<b>1:19.892</b>	171.3
7	22 C. PERRIER	MARCH 85G 1985	C1b	28	<b>46:45.550</b>	5 Laps	136.6	2	<b>1:24.472</b>	162.0
<b>Not started</b>										
	53 J. MERLIN	SPICE SE90C 1990	C1a			33 Laps	0.0			
<b>C2</b>										
1	151 M. WRIGLEY	ARGO JM19 1988	C2a	31	<b>46:33.842</b>		151.8	3	<b>1:19.873</b>	171.3
2	111 F. DA ROCHA / P. DE THOISY	SPICE SE88C 1988	C2a	31	<b>47:49.040</b>	+1:15.198	147.9	21	<b>1:19.667</b>	171.8
<b>C3</b>										
1	9 N. KINCH	LOLA T92/10 1992	C3a	33	<b>45:37.581</b>		164.9	3	<b>1:11.948</b>	190.2
2	25 M. LYONS	GEBHARDT C91 1992	C3a	33	<b>46:38.780</b>	+1:01.199	161.3	3	<b>1:14.745</b>	183.1
3	162 M. GUERRA	GKW 862-C2 1988	C3b	25	<b>46:13.261</b>	8 Laps	123.4	2	<b>1:23.898</b>	163.1
<b>Not classified:</b>										
	4 D. GUENAT	PEUGEOT 905 EV18 1993	C3a	15	<b>19:38.043</b>	18 Laps	174.2	3	<b>1:16.782</b>	178.2
	10 M. CAMPAGNE	SPICE SE92 GTP 1992	C3a	5	<b>7:05.207</b>		160.9	3	<b>1:22.898</b>	165.1

CAR NR. 111 - PENALTY OF 2 MIN DUE TO WRONG PIT WINDOW

Published at: .....

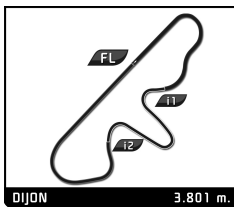
Track Status:

**DRY**

Stewards:

Timekeeper:

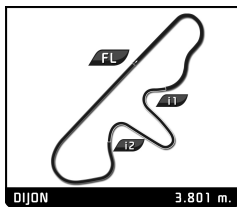




**GROUP C**  
**GRAND PRIX DE L'AGE D'OR**  
**RACE 1**

Lap Chart

		LAP																																	
Nr	Pos	Grid	1	2	3	4	5	6	7	8	9	10	11	12	13	14	15	16	17	18	19	20	21	22	23	24	25	26	27	28	29	30	31	32	
9	<b>1</b>	9	9	9	9	9	9	9	9	9	9	9	9	9	9	9	9	9	9	9	9	9	9	9	9	9	9	9	9	9	9	9	9	9	
25	<b>2</b>	25	23	23	23	23	23	23	23	23	23	23	23	23	23	23	23	23	23	23	23	23	23	23	23	23	23	23	23	23	23	23	23	23	23
23	<b>3</b>	23	25	25	25	25	25	25	25	25	25	5	5	5	5	5	5	45	45	9	45	25	25	25	25	23	23	23	5	5	5	5	5	5	5
5	<b>4</b>	5	5	5	5	5	5	5	5	5	25	25	25	25	25	25	25	25	111	25	25	23	23	23	23	25	25	25	25	25	25	25	25	25	
98	<b>5</b>	98	45	45	45	45	45	45	45	45	45	45	45	45	45	45	45	111	25	5	5	45	45	45	45	45	45	45	45	45	45	45	45	45	
45	<b>6</b>	45	98	98	98	98	98	98	98	98	98	4	4	4	4	4	4	5	5	111	111	111	111	111	111	111	111	111	111	111	111	111	111	111	111
4	<b>7</b>	4	4	4	4	4	4	4	4	4	4	98	98	98	98	98	14	98	98	98	98	98	98	98	98	98	98	98	98	98	98	98	98	98	98
14	<b>8</b>	14	14	14	14	14	14	14	14	14	14	14	14	14	14	14	111	151	151	151	151	151	151	151	151	151	151	151	151	151	151	151	151	151	151
8	<b>9</b>	8	8	8	8	8	8	8	8	8	8	8	8	8	111	111	111	151	151	8	8	8	8	8	8	8	8	8	8	8	8	8	8	8	8
151	<b>10</b>	151	151	111	111	111	111	111	111	111	111	111	111	111	151	151	151	8	8	8	8	8	8	8	8	8	8	8	8	8	8	8	8	8	8
53	<b>11</b>	53	111	151	151	151	151	151	151	151	151	151	151	8	8	8	98	22	22	22	22	22	22	22	22	22	22	22	22	22	22	22	22	22	22
162	<b>12</b>	162	10	10	10	10	10	162	162	162	162	162	162	22	162	22	22	162	162	162	162	162	162	162	162	162	162	162	162	162	162	162	162	162	162
111	<b>13</b>	111	162	162	162	162	162	22	22	22	22	22	22	162	22	162	162	162	162	162	162	162	162	162	162	162	162	162	162	162	162	162	162	162	162
10	<b>14</b>	10	22	22	22	22	22	22	22	22	22	22	22	162	22	162	162	162	162	162	162	162	162	162	162	162	162	162	162	162	162	162	162	162	162
22	<b>15</b>	22	22	22	22	22	22	22	22	22	22	22	22	162	22	162	162	162	162	162	162	162	162	162	162	162	162	162	162	162	162	162	162	162	162

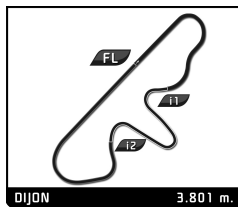


**GROUP C**  
GRAND PRIX DE L'AGE D'OR  
RACE 1

Lap Chart

LAP

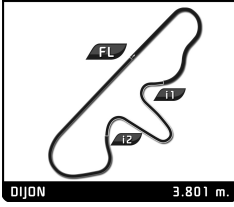
Nr	Pos	3
9	1	9
25	2	23
23	3	5
5	4	25
98	5	
45	6	
4	7	
14	8	
8	9	
151	10	
53	11	
162	12	
111	13	
10	14	
22	15	



**GROUP C**  
GRAND PRIX DE L'AGE D'OR  
RACE 1

Best Sector Times

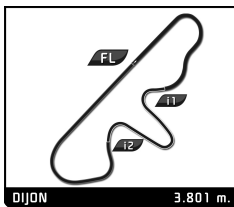
SECTOR 1			SECTOR 2			SECTOR 3			Pos	Team	Cl	Ideal Lap	Best Lap
Pos	Driver	Time	Driver	Time	Driver	Time							
1	9 N.KINCH	19.499	9 N.KINCH	27.343	9 N.KINCH	24.912	1	9	C3a	1:11.754	1:11.948	(1)	
2	23 K.KUBOTA	20.061	25 M.LYONS	27.710	23 K.KUBOTA	25.376	2	23	C1a	1:13.271	1:13.397	(2)	
3	25 M.LYONS	20.406	23 K.KUBOTA	27.834	5 S.TANDY	25.552	3	5	C1a	1:14.476	1:14.765	(4)	
4	5 S.TANDY	20.532	4 D.GUENAT	27.985	45 P.FRANCE	25.837	4	25	C3a	1:14.641	1:14.745	(3)	
5	45 P.FRANCE	20.563	45 P.FRANCE	28.287	25 M.LYONS	26.525	5	45	C1a	1:14.687	1:14.927	(5)	
6	98 E.DE DONCKER	21.107	5 S.TANDY	28.392	98 E.DE DONCKER	26.964	6	4	C3a	1:16.635	1:16.782	(6)	
7	4 D.GUENAT	21.486	98 E.DE DONCKER	28.702	4 D.GUENAT	27.164	7	98	C1a	1:16.773	1:16.889	(7)	
8	151 M.WRIGLEY	21.791	151 M.WRIGLEY	29.489	8 G.NAKAS	27.540	8	111	C2a	1:19.369	1:19.667	(8)	
9	14 T.DREELAN	21.836	111 F.DA ROCHA	29.542	111 F.DA ROCHA	27.893	9	14	C1a	1:19.611	1:19.731	(9)	
10	111 F.DA ROCHA	21.934	14 T.DREELAN	29.862	14 T.DREELAN	27.913	10	8	C1a	1:19.671	1:19.892	(11)	
11	8 G.NAKAS	22.220	8 G.NAKAS	29.911	151 M.WRIGLEY	28.428	11	151	C2a	1:19.708	1:19.873	(10)	
12	10 M.CAMPAGNE	23.400	162 M.GUERRA	30.320	10 M.CAMPAGNE	28.658	12	10	C3a	1:22.827	1:22.898	(12)	
13	162 M.GUERRA	23.463	22 C.PERRIER	30.499	162 M.GUERRA	29.553	13	162	C3b	1:23.336	1:23.898	(13)	
14	22 C.PERRIER	23.677	10 M.CAMPAGNE	30.769	22 C.PERRIER	30.196	14	22	C1b	1:24.372	1:24.472	(14)	



**GROUP C**  
GRAND PRIX DE L'AGE D'OR  
RACE 1

Fastest Lap Sequence

Practice Time	Team	Car	Class	Driver	Time	Kph	Lap
2:28.927	9	LOLA T92/10 1992	C3a	Nathan KINCH	<b>1:12.036</b>	190.0	2
3:40.875	9	LOLA T92/10 1992	C3a	Nathan KINCH	<b>1:11.948</b>	190.2	3

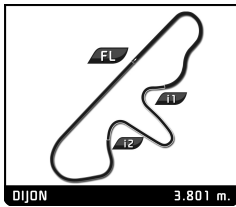


GROUP C  
GRAND PRIX DE L'AGE D'OR  
RACE 1

Analysis by lap

Lapped

Nr	Lap Time	Gap	Nr	Lap Time	Gap	Nr	Lap Time	Gap	Nr	Lap Time	Gap	Nr	Lap Time	Gap		
<b>Lap 1</b>																
9	1:18.891		14	1:20.219	33.593	25	1:16.011	20.283	111	1:21.304	1 Lap	151	1:21.951	1 Lap		
23	1:18.843	1.952	8	1:20.112	34.735	5	1:15.434	20.418	151	1:21.246	1 Lap	45	1:17.444	46.122		
25	1:18.945	2.054	111	1:20.426	36.184	45	1:16.302	22.725	23	1:25.545	30.054	25	1:18.314	46.320		
5	1:21.260	4.369	151	1:20.530	37.238	22	1:27.798	2 Laps	5	1:16.179	30.663	8	1:22.051	1 Lap		
45	1:21.852	4.961	10	1:23.220	47.917	98	1:18.712	38.900	25	1:16.982	34.112					
98	1:22.788	5.897	162	1:24.056	52.281	4	1:18.760	39.758	45	1:17.653	35.348					
4	1:23.815	6.924	22	2:53.565	1 Lap	14	1:20.294	1'00.042	4	1:19.363	59.682					
14	1:26.748	9.857	<b>Lap 5</b>													
8	1:27.553	10.662	9	1:12.865		8	1:21.402	1'03.493	98	1:21.987	1'09.139					
151	1:28.291	11.400	23	1:13.915	7.880	111	1:20.889	1'06.624								
111	1:28.338	11.447	25	1:15.223	13.157	151	1:21.097	1'07.582	<b>Lap 13</b>							
10	1:31.737	14.846	9	1:15.178	14.844	9						1:14.038				
162	1:33.468	16.577	45	1:15.256	16.102	162						1:27.250	2 Laps			
22	1:34.315	17.424	98	1:17.257	25.149	22						1:27.692	3 Laps			
<b>Lap 2</b>																
9	1:12.036		4	1:18.203	26.444	14						1:21.652	1 Lap			
23	1:14.054	3.970	14	1:19.731	40.459	111						1:21.349	1 Lap			
25	1:15.711	5.729	8	1:20.071	41.941	151						1:21.517	1 Lap			
5	1:14.840	7.173	111	1:20.863	44.182	8						1:24.684	1 Lap			
45	1:15.096	8.021	151	1:20.528	44.901	23						1:16.545	32.561			
98	1:17.059	10.920	10	1:23.838	58.890	5						1:16.628	33.253			
4	1:16.988	11.876	162	1:24.533	1'03.949	25						1:16.819	36.893			
14	1:20.016	17.837	<b>Lap 6</b>													
8	1:20.630	19.256	9	1:13.700		45						1:16.439	37.749			
111	1:20.675	20.086	22	1:31.920	2 Laps	4						1:18.842	1'04.486			
151	1:21.996	21.360	23	1:14.423	8.603	9						1:15.198				
10	1:23.514	26.324	25	1:15.817	15.274	98						1:21.974	1 Lap			
162	1:23.898	28.439	5	1:15.372	16.516	14						1:22.307	1 Lap			
22	1:24.472	29.860	45	1:15.633	18.035	111						1:20.809	1 Lap			
<b>Lap 3</b>																
9	1:11.948		98	1:17.268	28.717	22						1:29.036	3 Laps			
23	1:13.988	6.010	4	1:17.403	30.147	151						1:20.848	1 Lap			
25	1:14.745	8.526	14	1:20.246	47.005	8						1:21.453	1 Lap			
5	1:14.765	9.990	8	1:20.156	48.397	23						1:16.477	33.840			
45	1:14.927	11.000	111	1:21.565	52.047	5						1:16.695	34.750			
98	1:16.889	15.861	151	1:21.666	52.867	25						1:16.962	38.657			
4	1:16.782	16.710	<b>Lap 7</b>													
14	1:20.062	25.951	9	1:13.781		45						1:16.928	39.408			
8	1:19.892	27.200	162	1:25.253	1 Lap	98						1:18.577	39.408			
111	1:20.197	28.335	23	1:15.369	10.191	4						1:18.770	1'08.058			
151	1:19.873	29.285	25	1:16.256	17.749	9						1:15.198				
10	1:22.898	37.274	5	1:15.726	18.461	98						1:21.974	1 Lap			
162	1:24.311	40.802	22	1:28.303	2 Laps	14						1:22.307	1 Lap			
<b>Lap 4</b>																
9	1:12.577		45	1:15.646	19.900	111						1:20.809	1 Lap			
23	1:13.397	6.830	98	1:18.729	33.665	22						1:29.036	3 Laps			
25	1:14.850	10.799	4	1:18.109	34.475	151						1:20.848	1 Lap			
5	1:15.118	12.531	14	1:20.001	53.225	8						1:21.453	1 Lap			
45	1:15.288	13.711	8	1:20.952	55.568	23						1:16.477	33.840			
98	1:17.473	20.757	111	1:20.946	59.212	5						1:16.695	34.750			
4	1:16.973	21.106	151	1:20.876	59.962	25						1:16.962	38.657			
<b>Lap 8</b>																
9	1:13.449		<b>Lap 14</b>													
22	1:28.238	3 Laps	9	1:15.198		98						1:21.974	1 Lap			
23	1:15.496	12.210	22	1:31.261	1 Lap	14						1:22.307	1 Lap			
162	1:27.108	1 Lap	<b>Lap 15</b>													
9														1:14.252		
14														1:23.035	1 Lap	
8														1:21.807	1 Lap	
111														1:21.052	1 Lap	
151														1:20.627	1 Lap	
23														1:17.212	36.800	
5														1:16.761	37.259	
8														1:22.093	1 Lap	
25														1:17.189	41.594	
45														1:17.110	42.266	
22														1:30.357	3 Laps	
4														1:18.069	1'11.875	
<b>Lap 16</b>																
9														1:13.588		
14														1:21.843	1 Lap	
23														1:18.531	41.743	
111														1:21.166	1 Lap	
<b>Lap 17</b>																
9														1:16.891		
162														5:33.217	5 Laps	
23														1:16.439	41.291	
45														1:17.379	46.610	
111														1:21.717	1 Lap	
<b>Lap 18</b>																
23														1:16.357		
45														1:17.212	6.174	
111														1:21.656	1 Lap	
162														1:45.596	5 Laps	
98														5:51.097	3 Laps	
5														5:46.759	2 Laps	
22														5:48.463	5 Laps	
98														1:25.356	2 Laps	
25														5:38.276	1 Lap	
151														5:42.565	2 Laps	
14														5:52.158	2 Laps	
5														1:21.823	1 Lap	
8														5:46.490	2 Laps	
22														1:31.963	4 Laps	
9														5:38.634	340.986	
98														1:20.750	1 Lap	
25														1:21.417	4'31.474	
5														1:14.848	4'32.562	
151														1:27.422	1 Lap	
14														1:26.330	1 Lap	
8														1:28.632	1 Lap	
<b>Lap 19</b>																
9														1:21.176		
22														1:25.483	4 Laps	
111														5:07.284	1 Lap	
98														1:19.653	1 Lap	
23														5:45.223	43.061	
45														5:40.105	44.117	
25														1:15.892	45.204	
5														1:15.178	45.578	
151														1:22.675	1 Lap	
14														1:21.725	1 Lap	
8														1:23.247	1 Lap	
<b>Lap 20</b>																
9														1:13.008		
22														1:25.329	4 Laps	
162														6:10.326	6 Laps	
111														1:27.913	1 Lap	
98														1:18.633	1 Lap	
5														1:15.855	48.425	
25														1:18.156	50.352	

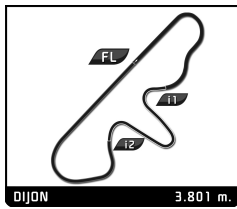


**GROUP C**  
GRAND PRIX DE L'AGE D'OR  
RACE 1

Analysis by lap

Lapped

Nr	Lap Time	Gap	Nr	Lap Time	Gap	Nr	Lap Time	Gap	Nr	Lap Time	Gap	Nr	Lap Time	Gap
23	1:22.778	52.831	<b>Lap 25</b>			111	1:20.724	2 Laps	98	1:20.354	2 Laps			
45	1:27.187	58.296	9	1:14.125		98	1:18.882	2 Laps	45	1:20.505	1 Lap			
151	1:21.797	1 Lap	45	1:20.005	1 Lap	45	1:19.765	1 Lap	162	1:27.480	8 Laps			
14	1:21.229	1 Lap	162	1:29.662	7 Laps	22	1:27.166	5 Laps	23	1:15.850	49.630			
<b>Lap 21</b>			151	1:20.321	2 Laps	151	1:21.374	2 Laps	151	1:21.731	2 Laps			
9	1:12.647		14	1:21.521	2 Laps	14	1:21.588	2 Laps	5	1:17.581	57.477			
8	1:22.271	2 Laps	8	1:21.675	2 Laps	8	1:21.223	2 Laps	25	1:18.089	1'01.199			
22	1:25.957	4 Laps	5	1:16.988	1'02.960	23	1:15.864	1'04.213	22	1:27.820	5 Laps			
111	1:20.530	1 Lap	23	1:15.741	1'04.741	5	1:16.354	1'05.504	14	1:21.615	2 Laps			
162	1:40.237	6 Laps	25	1:18.692	1'07.791	25	1:16.706	1'10.956	8	1:22.330	2 Laps			
98	1:19.037	1 Lap	25	1:18.692	1'07.791	<b>Lap 30</b>								
5	1:16.519	52.297	111	1:23.007	1 Lap	9	1:16.675							
25	1:16.221	53.926	98	1:20.455	1 Lap	162	1:34.420	8 Laps						
23	1:15.582	55.766	<b>Lap 26</b>			111	1:20.561	2 Laps						
45	1:19.770	1'05.419	9	1:15.990		98	1:19.055	2 Laps						
<b>Lap 22</b>			22	1:28.125	5 Laps	45	1:19.733	1 Lap						
9	1:13.698		45	1:19.689	1 Lap	22	1:26.511	5 Laps						
151	1:21.689	2 Laps	151	1:20.965	2 Laps	151	1:20.958	2 Laps						
14	1:21.894	2 Laps	14	1:21.411	2 Laps	14	1:21.917	2 Laps						
8	1:22.130	2 Laps	162	1:32.200	7 Laps	23	1:15.070	1'02.608						
22	1:25.677	4 Laps	8	1:20.980	2 Laps	8	1:21.210	2 Laps						
111	1:19.667	1 Lap	5	1:16.329	1'03.299	5	1:16.180	1'05.009						
5	1:16.694	55.293	23	1:15.269	1'04.020	25	1:15.836	1'10.117						
98	1:20.511	1 Lap	25	1:15.782	1'07.583	<b>Lap 31</b>								
25	1:16.767	56.995	111	1:20.502	1 Lap	9	1:17.946							
23	1:15.549	57.617	<b>Lap 27</b>			111	1:20.580	2 Laps						
162	1:31.831	6 Laps	9	1:16.176		98	1:19.692	2 Laps						
45	1:20.451	1'12.172	98	1:20.279	2 Laps	162	1:31.169	8 Laps						
<b>Lap 23</b>			22	1:27.326	5 Laps	45	1:19.480	1 Lap						
9	1:12.940		45	1:20.379	1 Lap	22	1:26.922	5 Laps						
151	1:21.601	2 Laps	151	1:21.134	2 Laps	151	1:21.414	2 Laps						
14	1:21.580	2 Laps	14	1:22.136	2 Laps	23	1:15.454	1'00.116						
8	1:21.790	2 Laps	8	1:22.222	2 Laps	14	1:22.084	2 Laps						
22	1:25.330	4 Laps	162	1:31.251	7 Laps	5	1:17.716	1'04.779						
111	1:20.333	1 Lap	23	1:15.876	1'03.720	8	1:22.546	2 Laps						
5	1:15.762	58.115	5	1:17.234	1'04.357	25	1:16.449	1'08.620						
25	1:17.040	1'01.095	25	1:16.016	1'07.423	<b>Lap 32</b>								
23	1:16.819	1'01.496	<b>Lap 28</b>			9	1:19.442							
98	1:21.775	1 Lap	9	1:15.614		111	1:20.151	2 Laps						
<b>Lap 24</b>			111	1:20.475	2 Laps	98	1:19.219	2 Laps						
9	1:14.550		98	1:19.009	2 Laps	162	1:28.680	8 Laps						
45	1:20.856	1 Lap	45	1:19.743	1 Lap	45	1:18.959	1 Lap						
162	1:31.051	7 Laps	22	1:25.891	5 Laps	23	1:16.038	56.712						
151	1:20.797	2 Laps	151	1:21.116	2 Laps	151	1:22.428	2 Laps						
14	1:21.443	2 Laps	14	1:22.513	2 Laps	5	1:17.491	1'02.828						
8	1:21.440	2 Laps	8	1:21.637	2 Laps	22	1:28.253	5 Laps						
111	1:21.319	1 Lap	23	1:15.624	1'03.730	25	1:16.864	1'06.042						
5	1:16.532	1'00.097	5	1:15.788	1'04.531	14	1:24.650	2 Laps						
23	1:16.179	1'03.125	162	1:27.741	7 Laps	8	1:22.421	2 Laps						
25	1:16.679	1'03.224	25	1:17.822	1'09.631	<b>Lap 33</b>								
22	1:28.300	4 Laps	<b>Lap 29</b>			9	1:22.932							
98	1:18.762	1 Lap	9	1:15.381		111	1:20.331	2 Laps						

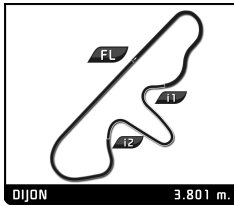


**GROUP C**  
**GRAND PRIX DE L'AGE D'OR**  
**RACE 1**

Analysis

Personal Best Session Best B Crossing the finish line in pit lane

Lap	D	Time	Sector 1	Sector 2	Sector 3	Kph	Elapsed	Lap	D	Time	Sector 1	Sector 2	Sector 3	Kph	Elapsed
<b>4</b> 1. Dominique GUENAT PEUGEOT 905 EV1B 1993 C3a								1	1	1:27.553	28.997	30.603	27.953	156.3	1:27.553
2	1	1:16.988	21.596	28.228	27.164	177.7	2:40.803	2	1	1:20.630	22.411	30.546	27.673	169.7	2:48.183
3	1	1:16.782	21.486	27.985	27.311	178.2	3:57.585	3	1	1:19.892	22.220	30.132	27.540	171.3	4:08.075
4	1	1:16.973	21.638	28.131	27.204	177.8	5:14.558	4	1	1:20.112	22.555	29.911	27.646	170.8	5:28.187
5	1	1:18.203	21.758	28.929	27.516	175.0	6:32.761	5	1	1:20.071	22.247	29.995	27.829	170.9	6:48.258
6	1	1:17.403	21.881	28.212	27.310	176.8	7:50.164	6	1	1:20.156	22.269	30.088	27.799	170.7	8:08.414
7	1	1:18.109	21.705	29.005	27.399	175.2	9:08.273	7	1	1:20.952	22.330	30.411	28.211	169.0	9:29.366
8	1	1:18.760	21.715	28.875	28.170	173.7	10:27.033	8	1	1:21.402	22.789	30.390	28.223	168.1	10:50.768
9	1	1:18.792	21.775	28.878	28.139	173.7	11:45.825	9	1	1:21.284	22.268	30.290	28.726	168.3	12:12.052
10	1	1:18.051	21.875	28.631	27.545	175.3	13:03.876	10	1	1:22.181	22.620	30.475	29.086	166.5	13:34.233
11	1	1:19.123	22.025	29.315	27.783	172.9	14:22.999	11	1	1:21.781	22.957	30.441	28.383	167.3	14:56.014
12	1	1:19.363	21.961	29.469	27.933	172.4	15:42.362	12	1	1:24.684	23.925	32.130	28.629	161.6	16:20.698
13	1	1:18.842	21.960	29.133	27.749	173.6	17:01.204	13	1	1:21.453	22.644	30.325	28.484	168.0	17:42.151
14	1	1:18.770	22.157	28.862	27.751	173.7	18:19.974	14	1	1:22.093	22.788	30.330	28.975	166.7	19:04.244
15	1	1:18.069	21.836	28.690	27.543	175.3	19:38.043	15	1	1:22.051	22.634	30.526	28.891	166.8	20:26.295
<b>5</b> 1. Steve TANDY SPICE SE90 GTP 1990 C1a								16	1	5:46.490B	23.581	30.372	4:52.537	39.5	26:12.785
1	1	1:21.260	25.709	29.147	26.404	168.4	1:21.260	17	1	1:28.632	28.905	31.032	28.695	154.4	27:41.417
2	1	1:14.840	20.800	28.393	25.647	182.8	2:36.100	18	1	1:23.247	22.928	31.755	28.564	164.4	29:04.664
3	1	1:14.765	20.693	28.392	25.680	183.0	3:50.865	19	1	1:22.271	22.804	31.037	28.430	166.3	30:26.935
4	1	1:15.118	20.532	28.851	25.735	182.2	5:05.983	20	1	1:22.130	22.864	30.837	28.429	166.6	31:49.065
5	1	1:15.178	20.603	28.693	25.882	182.0	6:21.161	21	1	1:21.790	22.725	30.423	28.642	167.3	33:10.855
6	1	1:15.372	20.848	28.698	25.826	181.5	7:36.533	22	1	1:21.440	22.446	30.218	28.776	168.0	34:32.295
7	1	1:15.726	21.141	28.715	25.870	180.7	8:52.259	23	1	1:21.675	22.662	30.299	28.714	167.5	35:53.970
8	1	1:15.434	20.971	28.697	25.766	181.4	10:07.693	24	1	1:20.980	22.316	30.130	28.534	169.0	37:14.950
9	1	1:16.934	21.393	29.476	26.065	177.9	11:24.627	25	1	1:22.222	23.053	30.551	28.618	166.4	38:37.172
10	1	1:16.061	21.167	28.919	25.975	179.9	12:40.688	26	1	1:21.637	22.863	30.189	28.585	167.6	39:58.809
11	1	1:16.476	21.025	29.445	26.006	178.9	13:57.164	27	1	1:21.223	22.582	30.149	28.492	168.5	41:20.032
12	1	1:16.179	21.136	28.968	26.075	179.6	15:13.343	28	1	1:21.210	22.337	30.124	28.749	168.5	42:41.242
13	1	1:16.628	21.185	29.191	26.252	178.6	16:29.971	29	1	1:22.546	22.760	31.137	28.649	165.8	44:03.788
14	1	1:16.695	21.002	29.159	26.534	178.4	17:46.666	30	1	1:22.421	23.323	30.501	28.597	166.0	45:26.209
15	1	1:16.761	21.028	29.253	26.480	178.3	19:03.427	31	1	1:22.330	23.113	30.517	28.700	166.2	46:48.539
16	1	5:46.759B	21.664	29.781	4:55.314	39.5	24:50.186	<b>9</b> 1. Nathan KINCH LOLA T92/10 1992 C3a							
17	1	1:21.823	26.920	28.867	26.036	167.2	26:12.009	1	1	1:16.891	23.574	27.940	25.377	178.0	1:16.891
18	1	1:14.848	20.702	28.594	25.552	182.8	27:26.857	2	1	1:12.036	19.693	27.343	25.000	190.0	2:28.927
19	1	1:15.178	20.831	28.724	25.623	182.0	28:42.035	3	1	1:11.948	19.499	27.537	24.912	190.2	3:40.875
20	1	1:15.855	20.927	29.158	25.770	180.4	29:57.890	4	1	1:12.577	19.705	27.495	25.377	188.5	4:53.452
21	1	1:16.519	21.211	29.182	26.126	178.8	31:14.409	5	1	1:12.865	19.652	27.829	25.384	187.8	6:06.317
22	1	1:16.694	21.151	29.102	26.441	178.4	32:31.103	6	1	1:13.700	19.623	27.541	26.536	185.7	7:20.017
23	1	1:15.762	21.127	28.938	25.697	180.6	33:46.865	7	1	1:13.781	19.562	27.581	26.638	185.5	8:33.798
24	1	1:16.532	21.104	28.739	26.689	178.8	35:03.397	8	1	1:13.477	19.999	28.019	25.459	186.2	9:47.275
25	1	1:16.988	21.918	29.174	25.896	177.7	36:20.385	9	1	1:12.662	19.740	27.595	25.327	188.3	10:59.937
26	1	1:16.329	21.405	28.864	26.060	179.3	37:36.714	10	1	1:14.813	19.630	27.870	27.313	182.9	12:14.750
27	1	1:17.234	21.407	29.763	26.064	177.2	38:53.948	11	1	1:14.481	20.276	28.286	25.919	183.7	13:29.231
28	1	1:15.788	21.297	28.675	25.816	180.6	40:09.736	12	1	1:13.449	19.982	27.990	25.477	186.3	14:42.680
29	1	1:16.354	21.126	28.807	26.421	179.2	41:26.090	13	1	1:14.038	19.752	28.259	26.027	184.8	15:56.718
30	1	1:16.180	21.200	28.855	26.125	179.6	42:42.270	14	1	1:15.198	20.164	28.329	26.705	182.0	17:11.916
31	1	1:17.716	21.998	29.621	26.097	176.1	43:59.986	15	1	1:14.252	20.013	28.407	25.832	184.3	18:26.168
32	1	1:17.491	22.170	29.244	26.077	176.6	45:17.477	16	1	1:13.588	20.107	28.041	25.440	185.9	19:39.756
33	1	1:17.581	21.597	29.487	26.497	176.4	46:35.058	17	1	1:16.891	20.802	29.151	26.938	178.0	20:56.647
<b>8</b> 1. George NAKAS PORSCHE 962 1987 C1a								18	1	5:38.634B	19.986	27.852	4:50.796	40.4	26:35.281
								19	1	1:21.176	27.281	28.307	25.588	168.6	27:56.457
								20	1	1:13.008	19.982	27.827	25.199	187.4	29:09.465
								21	1	1:12.647	19.583	28.088	24.976	188.4	30:22.112
								22	1	1:13.698	20.227	28.223	25.248	185.7	31:35.810
								23	1	1:12.940	19.607	28.087	25.246	187.6	32:48.750



GROUP C  
GRAND PRIX DE L'AGE D'OR  
RACE 1

Analysis

Personal Best Session Best B Crossing the finish line in pit lane

Lap	D	Time	Sector 1	Sector 2	Sector 3	Kph	Elapsed	Lap	D	Time	Sector 1	Sector 2	Sector 3	Kph	Elapsed
24	1	1:14.550	20.744	27.992	25.814	183.5	34:03.300	2	1	1:24.472	23.777	30.499	30.196	162.0	2:58.787
25	1	1:14.125	20.263	28.107	25.755	184.6	35:17.425	3	1	2:53.565 B	24.095	31.453	1:58.017	78.8	5:52.352
26	1	1:15.990	20.763	28.275	26.952	180.1	36:33.415	4	1	1:31.920	29.143	31.462	31.315	148.9	7:24.272
27	1	1:16.176	21.495	28.512	26.169	179.6	37:49.591	5	1	1:28.303	24.699	32.341	31.263	155.0	8:52.575
28	1	1:15.614	20.969	28.362	26.283	181.0	39:05.205	6	1	1:27.798	25.123	31.575	31.100	155.9	10:20.373
29	1	1:15.381	20.865	28.301	26.215	181.5	40:20.586	7	1	1:27.443	24.301	31.486	31.656	156.5	11:47.816
30	1	1:16.675	21.270	28.653	26.752	178.5	41:37.261	8	1	1:27.895	24.689	31.975	31.231	155.7	13:15.711
31	1	1:17.946	21.848	28.901	27.197	175.6	42:55.207	9	1	1:28.238	24.242	32.441	31.555	155.1	14:43.949
32	1	1:19.442	22.218	29.346	27.878	172.2	44:14.649	10	1	1:27.692	24.195	32.292	31.205	156.0	16:11.641
33	1	1:22.932	22.088	29.868	30.976	165.0	45:37.581	11	1	1:29.036	24.502	32.945	31.589	153.7	17:40.677

**10** 1. Michiel CAMPAGNE  
SPICE SE92 GTP 1992  
C3a

1	1	1:31.737	31.035	31.744	28.958	149.2	1:31.737
2	1	1:23.514	23.731	31.125	28.658	163.8	2:55.251
3	1	1:22.898	23.400	30.769	28.729	165.1	4:18.149
4	1	1:23.220	23.493	31.018	28.709	164.4	5:41.369
5	1	1:23.838	23.610	31.148	29.080	163.2	7:05.207

**14** 1. Tommy DREELAN  
Porsche 962 1987  
C1a

1	1	1:26.748	28.018	30.684	28.046	157.7	1:26.748
2	1	1:20.016	21.995	30.005	28.016	171.0	2:46.764
3	1	1:20.062	22.008	30.070	27.984	170.9	4:06.826
4	1	1:20.219	22.259	30.022	27.938	170.6	5:27.045
5	1	1:19.731	21.836	29.862	28.033	171.6	6:46.776
6	1	1:20.246	22.159	30.031	28.056	170.5	8:07.022
7	1	1:20.001	22.117	29.971	27.913	171.0	9:27.023
8	1	1:20.294	22.046	30.254	27.994	170.4	10:47.317
9	1	1:21.724	22.316	31.081	28.327	167.4	12:09.041
10	1	1:21.735	22.308	30.700	28.727	167.4	13:30.776
11	1	1:21.383	22.488	30.298	28.597	168.1	14:52.159
12	1	1:21.652	22.329	31.105	28.218	167.6	16:13.811
13	1	1:22.307	22.568	31.187	28.552	166.3	17:36.118
14	1	1:21.807	22.378	30.987	28.442	167.3	18:57.925
15	1	1:21.843	22.238	30.746	28.859	167.2	20:19.768
16	1	5:52.158 B	24.307	34.312	4:53.539	38.9	26:11.926
17	1	1:26.330	27.479	30.528	28.323	158.5	27:38.256
18	1	1:21.725	22.273	31.339	28.113	167.4	28:59.981
19	1	1:21.229	21.976	31.004	28.249	168.5	30:21.210
20	1	1:21.894	22.656	30.946	28.292	167.1	31:43.104
21	1	1:21.580	22.736	30.644	28.200	167.7	33:04.684
22	1	1:21.443	22.131	30.851	28.461	168.0	34:26.127
23	1	1:21.521	22.643	30.576	28.302	167.9	35:47.648
24	1	1:21.411	22.153	30.754	28.504	168.1	37:09.059
25	1	1:22.136	22.622	31.058	28.456	166.6	38:31.195
26	1	1:22.513	22.703	31.260	28.550	165.8	39:53.708
27	1	1:21.588	22.452	30.901	28.235	167.7	41:15.296
28	1	1:21.917	22.320	30.963	28.634	167.0	42:37.213
29	1	1:22.084	22.600	31.252	28.232	166.7	43:59.297
30	1	1:24.650	23.599	32.010	29.041	161.6	45:23.947
31	1	1:21.615	22.706	30.544	28.365	167.7	46:45.562

**22** 1. Christian PERRIER  
MARCH 85G 1985  
C1b

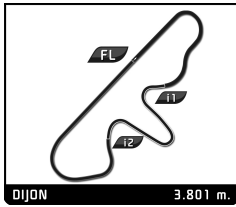
1	1	1:34.315	31.898	32.022	30.395	145.1	1:34.315
---	---	----------	--------	--------	--------	-------	----------

2	1	1:24.472	23.777	30.499	30.196	162.0	2:58.787
3	1	2:53.565 B	24.095	31.453	1:58.017	78.8	5:52.352
4	1	1:31.920	29.143	31.462	31.315	148.9	7:24.272
5	1	1:28.303	24.699	32.341	31.263	155.0	8:52.575
6	1	1:27.798	25.123	31.575	31.100	155.9	10:20.373
7	1	1:27.443	24.301	31.486	31.656	156.5	11:47.816
8	1	1:27.895	24.689	31.975	31.231	155.7	13:15.711
9	1	1:28.238	24.242	32.441	31.555	155.1	14:43.949
10	1	1:27.692	24.195	32.292	31.205	156.0	16:11.641
11	1	1:29.036	24.502	32.945	31.589	153.7	17:40.677
12	1	1:30.357	25.804	32.591	31.962	151.4	19:11.034
13	1	5:48.463 B	24.561	31.850	4:52.052	39.3	24:59.497
14	1	1:31.963	29.980	31.631	30.352	148.8	26:31.460
15	1	1:25.483	23.677	31.366	30.440	160.1	27:56.943
16	1	1:25.329	23.937	31.046	30.346	160.4	29:22.272
17	1	1:25.957	23.789	31.429	30.739	159.2	30:48.229
18	1	1:25.677	24.087	31.168	30.422	159.7	32:13.906
19	1	1:25.330	23.757	31.023	30.550	160.4	33:39.236
20	1	1:28.300	23.955	32.691	31.654	155.0	35:07.536
21	1	1:28.125	24.080	32.093	31.952	155.3	36:35.661
22	1	1:27.326	24.702	31.667	30.957	156.7	38:02.987
23	1	1:25.891	24.016	31.064	30.811	159.3	39:28.878
24	1	1:27.166	24.407	31.866	30.893	157.0	40:56.044
25	1	1:26.511	24.296	31.360	30.855	158.2	42:22.555
26	1	1:26.922	24.209	31.500	31.213	157.4	43:49.477
27	1	1:28.253	24.659	32.638	30.956	155.0	45:17.730
28	1	1:27.820	24.533	32.071	31.216	155.8	46:45.550

**23** 1. Katsu KUBOTA  
NISSAN R90 CK 1990  
C1a

1	1	1:18.843	25.030	28.353	25.460	173.6	1:18.843
2	1	1:14.054	20.387	28.022	25.645	184.8	2:32.897
3	1	1:13.988	20.357	28.255	25.376	184.9	3:46.885
4	1	1:13.397	20.061	27.834	25.502	186.4	5:00.282
5	1	1:13.915	20.413	27.969	25.533	185.1	6:14.197
6	1	1:14.423	20.515	28.202	25.706	183.9	7:28.620
7	1	1:15.369	20.511	29.090	25.768	181.6	8:43.989
8	1	1:15.496	20.742	28.287	26.467	181.2	9:59.485
9	1	1:15.635	20.965	28.422	26.248	180.9	11:15.120
10	1	1:15.474	20.862	28.514	26.098	181.3	12:30.594
11	1	1:16.595	21.169	28.916	26.510	178.6	13:47.189
12	1	1:25.545	30.095	29.236	26.214	160.0	15:12.734
13	1	1:16.545	21.036	29.428	26.081	178.8	16:29.279
14	1	1:16.477	21.116	29.074	26.287	178.9	17:45.756
15	1	1:17.212	21.009	29.781	26.422	177.2	19:02.968
16	1	1:18.531	21.297	29.772	27.462	174.2	20:21.499
17	1	1:16.439	21.366	28.939	26.134	179.0	21:37.938
18	1	1:16.357	21.370	29.013	25.974	179.2	22:54.295
19	1	5:45.223 B	21.420	28.993	4:54.810	39.6	28:39.518
20	1	1:22.778	25.666	30.790	26.322	165.3	30:02.296
21	1	1:15.582	20.909	28.706	25.967	181.0	31:17.878
22	1	1:15.549	20.510	28.984	26.055	181.1	32:33.427
23	1	1:16.819	21.716	29.117	25.986	178.1	33:50.246
24	1	1:16.179	21.078	28.974	26.127	179.6	35:06.425
25	1	1:15.741	20.643	29.360	25.738	180.7	36:22.166
26	1	1:15.269	20.649	28.745	25.875	181.8	37:37.435
27	1	1:15.876	21.033	28.918	25.925	180.3	38:53.311





GROUP C  
GRAND PRIX DE L'AGE D'OR  
RACE 1

Analysis

Personal Best Session Best B Crossing the finish line in pit lane

Lap	D	Time	Sector 1	Sector 2	Sector 3	Kph	Elapsed	Lap	D	Time	Sector 1	Sector 2	Sector 3	Kph	Elapsed
28	1	1:15.624	20.574	28.778	26.272	180.9	40:08.935	13	1	1:16.439	21.138	28.947	26.354	179.0	16:34.467
29	1	1:15.864	20.837	29.218	25.809	180.4	41:24.799	14	1	1:16.857	21.127	29.319	26.411	178.0	17:51.324
30	1	1:15.070	20.511	28.624	25.935	182.3	42:39.869	15	1	1:17.110	21.289	29.033	26.788	177.5	19:08.434
31	1	1:15.454	20.581	28.963	25.910	181.4	43:55.323	16	1	1:17.444	21.339	29.170	26.935	176.7	20:25.878
32	1	1:16.038	20.726	29.381	25.931	180.0	45:11.361	17	1	1:17.379	21.307	29.483	26.589	176.8	21:43.257
33	1	1:15.850	21.148	28.720	25.982	180.4	46:27.211	18	1	1:17.212	21.377	29.313	26.522	177.2	23:00.469

**25** 1. Michael LYONS GEBHARDT C91 1992 C3a

1	1	1:18.945	24.159	27.883	26.903	173.3	1:18.945
2	1	1:15.711	20.796	27.863	27.052	180.7	2:34.656
3	1	<b>1:14.745</b>	<b>20.406</b>	27.791	26.548	183.1	3:49.401
4	1	1:14.850	20.483	27.842	<b>26.525</b>	182.8	5:04.251
5	1	1:15.223	20.484	<b>27.710</b>	27.029	181.9	6:19.474
6	1	1:15.817	20.756	27.906	27.155	180.5	7:35.291
7	1	1:16.256	20.787	28.155	27.314	179.4	8:51.547
8	1	1:16.011	20.747	28.245	27.019	180.0	10:07.558
9	1	1:18.819	21.760	29.688	27.371	173.6	11:26.377
10	1	1:16.719	21.030	28.573	27.116	178.4	12:43.096
11	1	1:16.714	20.864	28.648	27.202	178.4	13:59.810
12	1	1:16.982	20.997	28.782	27.203	177.8	15:16.792
13	1	1:16.819	20.856	28.768	27.195	178.1	16:33.611
14	1	1:16.962	20.931	28.726	27.305	177.8	17:50.573
15	1	1:17.189	20.947	28.603	27.639	177.3	19:07.762
16	1	1:18.314	21.063	28.772	28.479	174.7	20:26.076
17	1	5:38.276 B	21.522	29.574	4:47.180	40.5	26:04.352
18	1	1:21.417	26.005	28.416	26.996	168.1	27:25.769
19	1	1:15.892	20.671	28.270	26.951	180.3	28:41.661
20	1	1:18.156	21.768	29.003	27.385	175.1	29:59.817
21	1	1:16.221	20.874	28.473	26.874	179.5	31:16.038
22	1	1:16.767	20.851	29.048	26.868	178.2	32:32.805
23	1	1:17.040	21.559	28.496	26.985	177.6	33:49.845
24	1	1:16.679	20.936	28.610	27.133	178.5	35:06.524
25	1	1:18.692	21.104	29.609	27.979	173.9	36:25.216
26	1	1:15.782	21.068	28.050	26.664	180.6	37:40.998
27	1	1:16.016	20.752	28.500	26.764	180.0	38:57.014
28	1	1:17.822	20.814	29.905	27.103	175.8	40:14.836
29	1	1:16.706	21.375	28.457	26.874	178.4	41:31.542
30	1	1:15.836	20.821	28.112	26.903	180.4	42:47.378
31	1	1:16.449	21.070	28.382	26.997	179.0	44:03.827
32	1	1:16.864	21.388	28.656	26.820	178.0	45:20.691
33	1	1:18.089	21.581	29.322	27.186	175.2	46:38.780

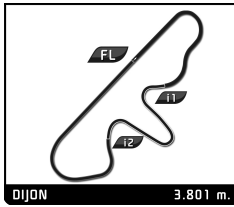
**45** 1. Pierre-Alain FRANCE PORSCHE 962C 1990 C1a  
2. Erwin FRANCE

1	1	1:21.852	26.053	29.123	26.676	167.2	1:21.852
2	1	1:15.096	20.697	28.485	25.914	182.2	2:36.948
3	1	<b>1:14.927</b>	20.692	<b>28.287</b>	25.948	182.6	3:51.875
4	1	1:15.288	<b>20.563</b>	28.618	26.107	181.8	5:07.163
5	1	1:15.256	20.739	28.680	<b>25.837</b>	181.8	6:22.419
6	1	1:15.633	20.636	28.983	26.014	180.9	7:38.052
7	1	1:15.646	20.680	28.710	26.256	180.9	8:53.698
8	1	1:16.302	20.963	28.925	26.414	179.3	10:10.000
9	1	1:17.275	21.231	29.620	26.424	177.1	11:27.275
10	1	1:16.762	21.360	29.232	26.170	178.3	12:44.037
11	1	1:16.338	21.109	28.986	26.243	179.3	14:00.375
12	1	1:17.653	21.419	29.748	26.486	176.2	15:18.028

**98** 1. Eric DE DONCKER SPICE SE90C 1990 C1a

1	1	1:22.788	26.493	29.062	27.233	165.3	1:22.788
2	1	1:17.059	21.212	<b>28.702</b>	27.145	177.6	2:39.847
3	1	<b>1:16.889</b>	<b>21.107</b>	28.736	27.046	178.0	3:56.736
4	1	1:17.473	21.259	28.846	27.368	176.6	5:14.209
5	1	1:17.257	21.462	28.831	<b>26.964</b>	177.1	6:31.466
6	1	1:17.268	21.144	28.985	27.139	177.1	7:48.734
7	1	1:18.729	21.573	29.563	27.593	173.8	9:07.463
8	1	1:18.712	21.574	29.414	27.724	173.8	10:26.175
9	1	1:19.263	21.590	29.421	28.252	172.6	11:45.438
10	1	1:19.602	21.652	30.242	27.708	171.9	13:05.040
11	1	1:24.792	22.327	32.209	30.256	161.4	14:29.832
12	1	1:21.987	22.909	30.900	28.178	166.9	15:51.819
13	1	1:21.974	22.029	30.779	29.166	166.9	17:13.793
14	1	1:23.035	22.421	30.272	30.342	164.8	18:36.828
15	1	5:51.097 B	25.655	33.362	4:52.080	39.0	24:27.925
16	1	1:25.356	27.836	29.970	27.550	160.3	25:53.281
17	1	1:20.750	21.463	29.684	29.603	169.5	27:14.031
18	1	1:19.653	21.784	30.160	27.709	171.8	28:33.684
19	1	1:18.633	21.467	29.364	27.802	174.0	29:52.317
20	1	1:19.037	21.851	29.397	27.789	173.1	31:11.354
21	1	1:20.511	21.936	30.142	28.433	170.0	32:31.865
22	1	1:21.775	23.917	29.913	27.945	167.3	33:53.640
23	1	1:18.762	21.723	29.605	27.434	173.7	35:12.402
24	1	1:20.455	21.834	29.805	28.816	170.1	36:32.857
25	1	1:20.279	23.173	29.601	27.505	170.5	37:53.136
26	1	1:19.009	21.943	29.434	27.632	173.2	39:12.145
27	1	1:18.882	21.638	29.435	27.809	173.5	40:31.027
28	1	1:19.055	21.732	29.461	27.862	173.1	41:50.082
29	1	1:19.692	22.416	29.583	27.693	171.7	43:09.774
30	1	1:19.219	21.526	29.870	27.823	172.7	44:28.993
31	1	1:20.354	22.257	30.268	27.829	170.3	45:49.347

**111** 1. Frédéric DA ROCHA SPICE SE88C 1988 C2a  
2. Pierre DE THOISY

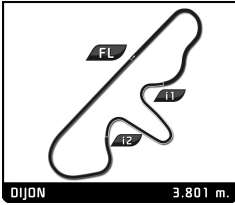


GROUP C  
GRAND PRIX DE L'AGE D'OR  
RACE 1

Analysis

Personal Best Session Best B Crossing the finish line in pit lane

Lap	D	Time	Sector 1	Sector 2	Sector 3	Kph	Elapsed	Lap	D	Time	Sector 1	Sector 2	Sector 3	Kph	Elapsed
1	1	1:28.338	29.629	30.521	28.188	154.9	1:28.338	24	1	1:20.965	22.329	29.748	28.888	169.0	37:03.687
2	1	1:20.675	22.465	30.231	27.979	169.6	2:49.013	25	1	1:21.134	22.292	29.979	28.863	168.7	38:24.821
3	1	1:20.197	22.409	29.730	28.058	170.6	4:09.210	26	1	1:21.116	22.192	30.083	28.841	168.7	39:45.937
4	1	1:20.426	22.154	29.973	28.299	170.1	5:29.636	27	1	1:21.374	22.367	30.014	28.993	168.2	41:07.311
5	1	1:20.863	22.186	30.227	28.450	169.2	6:50.499	28	1	1:20.958	22.180	29.843	28.935	169.0	42:28.269
6	1	1:21.565	22.124	30.865	28.576	167.8	8:12.064	29	1	1:21.414	22.337	29.638	29.439	168.1	43:49.683
7	1	1:20.946	22.376	29.912	28.658	169.0	9:33.010	30	1	1:22.428	22.606	30.120	29.702	166.0	45:12.111
8	1	1:20.889	22.228	30.203	28.458	169.2	10:53.899	31	1	1:21.731	22.628	29.939	29.164	167.4	46:33.842
9	1	1:21.556	22.208	30.451	28.897	167.8	12:15.455	<b>162</b> 1.Massimo GUERRA C3b GKW 862-C2 1988							
10	1	1:21.155	22.392	30.313	28.450	168.6	13:36.610								
11	1	1:21.304	22.195	30.561	28.548	168.3	14:57.914	1	1	1:33.468	31.459	31.792	30.217	146.4	1:33.468
12	1	1:21.349	22.420	30.483	28.446	168.2	16:19.263	2	1	1:23.898	23.760	30.585	29.553	163.1	2:57.366
13	1	1:20.809	22.198	30.238	28.373	169.3	17:40.072	3	1	1:24.311	23.667	30.687	29.957	162.3	4:21.677
14	1	1:21.052	22.134	30.474	28.444	168.8	19:01.124	4	1	1:24.056	23.463	30.320	30.273	162.8	5:45.733
15	1	1:21.166	22.226	30.266	28.674	168.6	20:22.290	5	1	1:24.533	23.466	30.783	30.284	161.9	7:10.266
16	1	1:21.717	22.346	30.533	28.838	167.5	21:44.007	6	1	1:25.253	23.768	30.845	30.640	160.5	8:35.519
17	1	1:21.656	22.143	30.833	28.680	167.6	23:05.663	7	1	1:27.108	24.486	31.470	31.152	157.1	10:02.627
18	1	5:07.284 B	22.368	30.504	4:14.412	44.5	28:12.947	8	1	1:30.307	24.386	34.712	31.209	151.5	11:32.934
19	1	1:27.913	28.832	30.680	28.401	155.6	29:40.860	9	1	1:26.955	24.646	31.540	30.769	157.4	12:59.889
20	1	1:20.530	22.175	30.193	28.162	169.9	31:01.390	10	1	1:31.261	24.488	35.796	30.977	149.9	14:31.150
21	1	1:19.667	22.010	29.542	28.115	171.8	32:21.057	11	1	1:27.250	24.327	32.031	30.892	156.8	15:58.400
22	1	1:20.333	22.080	29.916	28.337	170.3	33:41.390	12	1	5:33.217 B	24.414	32.789	4:36.014	41.1	21:31.617
23	1	1:21.319	22.294	30.719	28.306	168.3	35:02.709	13	1	1:45.596	32.558	36.539	36.499	129.6	23:17.213
24	1	1:23.007	22.434	31.751	28.822	164.8	36:25.716	14	1	6:10.326 B	27.393	35.119	5:07.814	37.0	29:27.539
25	1	1:20.502	22.364	29.929	28.209	170.0	37:46.218	15	1	1:40.237	32.725	34.838	32.674	136.5	31:07.776
26	1	1:20.475	21.998	29.864	28.613	170.0	39:06.693	16	1	1:31.831	24.805	34.713	32.313	149.0	32:39.607
27	1	1:20.724	21.934	30.339	28.451	169.5	40:27.417	17	1	1:31.051	24.751	33.517	32.783	150.3	34:10.658
28	1	1:20.561	22.036	30.409	28.116	169.9	41:47.978	18	1	1:29.662	25.234	32.646	31.782	152.6	35:40.320
29	1	1:20.580	22.277	30.106	28.197	169.8	43:08.558	19	1	1:32.200	26.746	32.210	33.244	148.4	37:12.520
30	1	1:20.151	22.007	30.251	27.893	170.7	44:28.709	20	1	1:31.251	26.942	32.474	31.835	150.0	38:43.771
31	1	1:20.331	22.199	29.963	28.169	170.3	45:49.040	21	1	1:27.741	24.259	32.099	31.383	156.0	40:11.512
<b>151</b> 1.Mike WRIGLEY C2a ARGO JM19 1988															
							1	1	1:28.291	28.528	30.520	29.243	155.0	1:28.291	
2	1	1:21.996	22.847	30.270	28.879	166.9	2:50.287	22	1	1:34.420	27.307	35.405	31.708	144.9	41:45.932
3	1	1:19.873	21.956	29.489	28.428	171.3	4:10.160	23	1	1:31.169	26.621	32.724	31.824	150.1	43:17.101
4	1	1:20.530	22.066	29.711	28.753	169.9	5:30.690	24	1	1:28.680	24.589	32.696	31.395	154.3	44:45.781
5	1	1:20.528	21.824	30.006	28.698	169.9	6:51.218	25	1	1:27.480	24.996	31.771	30.713	156.4	46:13.261
6	1	1:21.666	22.172	30.518	28.976	167.6	8:12.884								
7	1	1:20.876	22.282	29.970	28.624	169.2	9:33.760								
8	1	1:21.097	21.900	30.079	29.118	168.7	10:54.857								
9	1	1:21.537	21.985	30.203	29.349	167.8	12:16.394								
10	1	1:21.272	22.236	30.025	29.011	168.4	13:37.666								
11	1	1:21.246	21.887	30.587	28.772	168.4	14:58.912								
12	1	1:21.517	21.791	30.575	29.151	167.9	16:20.429								
13	1	1:20.848	22.450	29.929	28.469	169.3	17:41.277								
14	1	1:20.627	22.084	29.882	28.661	169.7	19:01.904								
15	1	1:21.951	21.977	30.649	29.325	167.0	20:23.855								
16	1	5:42.565 B	21.925	31.711	4:48.929	39.9	26:06.420								
17	1	1:27.422	28.070	30.191	29.161	156.5	27:33.842								
18	1	1:22.675	22.340	31.185	29.150	165.5	28:56.517								
19	1	1:21.797	22.268	30.486	29.043	167.3	30:18.314								
20	1	1:21.689	22.267	30.606	28.816	167.5	31:40.003								
21	1	1:21.601	22.682	30.043	28.876	167.7	33:01.604								
22	1	1:20.797	22.107	29.893	28.797	169.4	34:22.401								
23	1	1:20.321	21.906	29.715	28.700	170.4	35:42.722								



**GROUP C**  
GRAND PRIX DE L'AGE D'OR  
RACE 2 (45')

Starting Grid

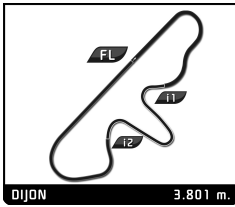
1:37.212 <b>Tim SUMMERS</b>	11	- 7 -	7	1:39.810 <b>Manuel MONTEIRO</b>
1:23.537 <b>Frédéric DA ROCHA</b>	111	- 6 -	22	1:24.551 <b>Christian PERRIER</b>
1:19.794 <b>Mike WRIGLEY</b>	151	- 5 -	162	1:22.777 <b>Massimo GUERRA</b>
1:18.610 <b>Tommy DREELAN</b>	14	- 4 -	8	1:19.240 <b>George NAKAS</b>
1:14.458 <b>Pierre-Alain FRANCE</b>	45	- 3 -	4	1:16.603 <b>Dominique GUENAT</b>
1:13.358 <b>Katsu KUBOTA</b>	23	- 2 -	98	1:14.390 <b>Eric DE DONCKER</b>
1:11.484 <b>Nathan KINCH</b>	9	- 1 -	25	1:13.192 <b>Michael LYONS</b>

Pole



Stewards:

Timekeeper:



**GROUP C**  
GRAND PRIX DE L'AGE D'OR  
RACE 2 ((45'))

Final Classification

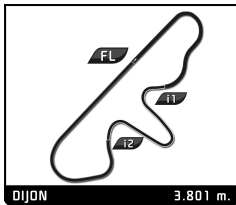
Drivers	Team	Vehicle	Class	Laps	Total Time	Gap	Kph	Best Lap		
								Lap	Time	Kph
<b>1</b> 23 Katsu KUBOTA		NISSAN R90 CK 1990	C1a	32	<b>45:17.651</b>	-	161.1	3	<b>1:14.534</b>	183.6
<b>2</b> 25 Michael LYONS		GEBHARDT C91 1992	C3a	32	<b>45:21.072</b>	+3.421	160.9	2	<b>1:15.047</b>	182.3
<b>3</b> 45 Pierre-Alain FRANCE/Erwin FRANCE		PORSCHE 962C 1990	C1a	32	<b>46:13.770</b>	+56.119	157.9	6	<b>1:15.826</b>	180.5
<b>4</b> 98 Eric DE DONCKER		SPICE SE90C 1990	C1a	32	<b>46:29.070</b>	+1:11.419	157.0	2	<b>1:16.778</b>	178.2
<b>5</b> 14 Tommy DREELAN		PORSCHE 962 1987	C1a	31	<b>46:35.869</b>	1 Lap	151.7	2	<b>1:18.993</b>	173.2
<b>6</b> 151 Mike WRIGLEY		ARGO JM19 1988	C2a	30	<b>45:21.669</b>	2 Laps	150.8	25	<b>1:20.479</b>	170.0
<b>7</b> 8 George NAKAS		PORSCHE 962 1987	C1a	30	<b>45:48.440</b>	2 Laps	149.4	28	<b>1:20.740</b>	169.5
<b>8</b> 111 Frédéric DA ROCHA/Pierre DE THOISY		SPICE SE88C 1988	C2a	30	<b>45:48.917</b>	2 Laps	149.3	29	<b>1:20.704</b>	169.6
<b>Not classified:</b>										
22 Christian PERRIER		MARCH 85G 1985	C1b	20	<b>33:52.447</b>			2	<b>1:24.501</b>	161.9
4 Dominique GUENAT		PEUGEOT 905 EV18 1993	C3a	11	<b>14:18.339</b>			2	<b>1:16.070</b>	179.9
162 Massimo GUERRA		GKW 862-C2 1988	C3b	7	<b>11:05.684</b>			6	<b>1:22.632</b>	165.6
<b>Not started:</b>										
7 Manuel MONTEIRO		PORSCHE 962 1990	C1a							
9 Nathan KINCH		LOLA T92/10 1992	C3a							
11 Tim SUMMERS/Richard MEADEN		LANCIA LC2 1984	C1b							

<b>Pole Position</b>	N. KINCH	<b>1:11.484</b>	
<b>Fastest Lap</b>	Lap 3 Katsu KUBOTA	<b>1:14.534</b>	183.6 Kph

Published at: .....

Track Status: **DRY**

<b>Stewards:</b>	<b>Timekeeper:</b>
------------------	--------------------



**GROUP C**  
GRAND PRIX DE L'AGE D'OR  
RACE 2

Final Classification by Group

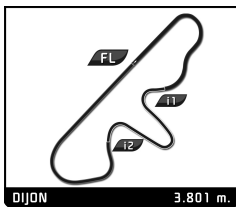
Nr. Drivers	Team	Car	Cl	Laps	Total Time	Gap	Kph	Best Lap		
								Lap	Time	Kph
<b>C1</b>										
1	23 K. KUBOTA	NISSAN R90 CK 1990	C1a	32	<b>45:17.651</b>		161.1	3	<b>1:14.534</b>	183.6
2	45 P. FRANCE / E. FRANCE	PORSCHE 962C 1990	C1a	32	<b>46:13.770</b>	+56.119	157.9	6	<b>1:15.826</b>	180.5
3	98 E. DE DONCKER	SPICE SE90C 1990	C1a	32	<b>46:29.070</b>	+1:11.419	157.0	2	<b>1:16.778</b>	178.2
4	14 T. DREELAN	PORSCHE 962 1987	C1a	31	<b>46:35.869</b>	1 Laps	151.7	2	<b>1:18.993</b>	173.2
5	8 G. NAKAS	PORSCHE 962 1987	C1a	30	<b>45:48.440</b>	2 Laps	149.4	28	<b>1:20.740</b>	169.5
<b>Not classified:</b>										
	22 C. PERRIER	MARCH 85G 1985	C1b	20	<b>33:52.447</b>	12 Laps	134.7	2	<b>1:24.501</b>	161.9
<b>Not started</b>										
	7 M. MONTEIRO	PORSCHE 962 1990	C1a				0.0			
	11 T. SUMMERS / R. MEADEN	LANCIA LC2 1984	C1b			32 Laps	0.0			
<b>C2</b>										
1	151 M. WRIGLEY	ARGO JM19 1988	C2a	30	<b>45:21.669</b>		150.8	25	<b>1:20.479</b>	170.0
2	111 F. DA ROCHA / P. DE THOISY	SPICE SE88C 1988	C2a	30	<b>45:48.917</b>	+27.248	149.3	29	<b>1:20.704</b>	169.6
<b>C3</b>										
1	25 M. LYONS	GEBHARDT C91 1992	C3a	32	<b>45:21.072</b>		160.9	2	<b>1:15.047</b>	182.3
<b>Not classified:</b>										
	4 D. GUENAT	PEUGEOT 905 EV18 1993	C3a	11	<b>14:18.339</b>	21 Laps	175.4	2	<b>1:16.070</b>	179.9
	162 M. GUERRA	GKW 862-C2 1988	C3b	7	<b>11:05.684</b>		143.9	6	<b>1:22.632</b>	165.6
<b>Not started</b>										
	9 N. KINCH	LOLA T92/10 1992	C3a			32 Laps	0.0			

Published at: .....

Track Status:

**DRY**

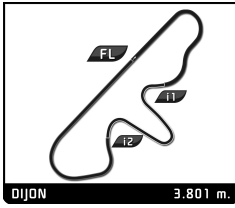
Stewards:	Timekeeper:
-----------	-------------



**GROUP C**  
GRAND PRIX DE L'AGE D'OR  
RACE 2

Lap Chart

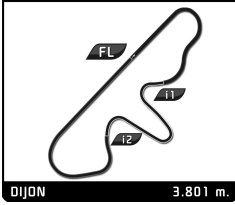
		LAP																																	
Nr	Pos	Grid	1	2	3	4	5	6	7	8	9	10	11	12	13	14	15	16	17	18	19	20	21	22	23	24	25	26	27	28	29	30	31	32	
9	<b>1</b>	9	25	25	25	25	25	25	25	25	25	25	25	25	25	25	25	25	25	25	25	25	25	25	25	25	25	25	25	25	25	25	25	25	25
25	<b>2</b>	25	23	23	23	45	45	45	45	45	45	45	45	45	45	45	45	45	45	45	23	23	23	23	23	23	23	23	23	23	23	23	23	23	23
23	<b>3</b>	23	45	45	45	4	4	4	23	23	23	23	23	23	23	23	23	23	23	25	45	45	45	45	45	45	45	45	45	45	45	45	45	45	45
98	<b>4</b>	98	98	98	4	98	98	23	4	4	4	4	4	98	98	98	98	151	98	98	98	98	98	98	98	98	98	98	98	98	98	98	98	98	98
45	<b>5</b>	45	4	4	98	23	23	98	98	98	98	98	98	14	14	151	151	98	14	14	14	14	14	14	14	14	14	14	14	14	14	14	14	14	14
4	<b>6</b>	4	14	14	14	14	14	14	14	14	14	14	14	151	151	111	111	14	151	151	151	151	151	151	151	151	151	151	151	151	151	151	151	151	
14	<b>7</b>	14	8	8	8	8	151	151	151	151	151	151	151	8	8	8	14	111	8	8	8	8	8	8	8	8	8	8	8	8	8	8	8	8	8
8	<b>8</b>	8	151	151	151	151	8	8	8	8	8	8	8	111	111	14	8	8	111	111	111	111	111	111	111	111	111	111	111	111	111	111	111	111	
151	<b>9</b>	151	111	111	111	111	111	111	111	111	111	111	111	22	22	22	22	22	22	22	22	22	22	22	22	22	22	22	22	22	22	22	22	22	
162	<b>10</b>	162	22	22	22	162	162	162	22	22	22	22	22	22	22	22	22	22	22	22	22	22	22	22	22	22	22	22	22	22	22	22	22	22	
111	<b>11</b>	111	162	162	162	22	22	22	162	162	162	162	162	22	22	22	22	22	22	22	22	22	22	22	22	22	22	22	22	22	22	22	22	22	
22	<b>12</b>	22	22	22	22	22	22	22	22	22	22	22	22	22	22	22	22	22	22	22	22	22	22	22	22	22	22	22	22	22	22	22	22	22	
11	<b>13</b>	11	11	11	11	11	11	11	11	11	11	11	11	11	11	11	11	11	11	11	11	11	11	11	11	11	11	11	11	11	11	11	11	11	
7	<b>14</b>	7	7	7	7	7	7	7	7	7	7	7	7	7	7	7	7	7	7	7	7	7	7	7	7	7	7	7	7	7	7	7	7	7	



**GROUP C**  
GRAND PRIX DE L'AGE D'OR  
RACE 2

Best Sector Times

SECTOR 1			SECTOR 2			SECTOR 3			Pos	Team	Cl	Ideal Lap	Best Lap
Pos	Driver	Time	Driver	Time	Driver	Time							
1	25 M.LYONS	20.457	25 M.LYONS	27.708	23 K.KUBOTA	25.327	1	23	C1a	1:14.067	1:14.534	(1)	
2	23 K.KUBOTA	20.499	4 D.GUENAT	27.924	45 P.FRANCE	26.054	2	25	C3a	1:14.811	1:15.047	(2)	
3	45 P.FRANCE	20.782	23 K.KUBOTA	28.241	25 M.LYONS	26.646	3	45	C1a	1:15.604	1:15.826	(3)	
4	98 E.DE DONCKER	20.977	98 E.DE DONCKER	28.456	4 D.GUENAT	26.944	4	4	C3a	1:16.036	1:16.070	(4)	
5	4 D.GUENAT	21.168	45 P.FRANCE	28.768	98 E.DE DONCKER	27.059	5	98	C1a	1:16.492	1:16.778	(5)	
6	14 T.DREELAN	21.633	14 T.DREELAN	29.585	14 T.DREELAN	27.514	6	14	C1a	1:18.732	1:18.993	(6)	
7	111 F.DA ROCHA	21.918	151 M.WRIGLEY	29.688	8 G.NAKAS	28.151	7	151	C2a	1:20.166	1:20.479	(7)	
8	151 M.WRIGLEY	21.956	8 G.NAKAS	30.198	111 F.DA ROCHA	28.239	8	111	C2a	1:20.515	1:20.704	(8)	
9	8 G.NAKAS	22.251	111 F.DA ROCHA	30.358	151 M.WRIGLEY	28.522	9	8	C1a	1:20.600	1:20.740	(9)	
10	162 M.GUERRA	22.826	162 M.GUERRA	30.426	162 M.GUERRA	28.938	10	162	C3b	1:22.190	1:22.632	(10)	
11	22 C.PERRIER	23.144	22 C.PERRIER	31.241	22 C.PERRIER	29.650	11	22	C1b	1:24.035	1:24.501	(11)	

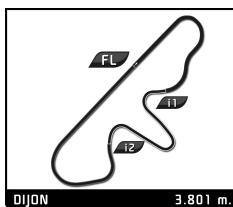


**GROUP C**  
GRAND PRIX DE L'AGE D'OR  
RACE 2

Fastest Lap Sequence

Practice Time	Team	Car	Class	Driver	Time	Kph	Lap
2:34.768	25	GEBHARDT C91 1992	C3a	Michael LYONS	<b>1:15.047</b>	182.3	2
3:50.666	23	NISSAN R90 CK 1990	C1a	Katsu KUBOTA	<b>1:14.534</b>	183.6	3



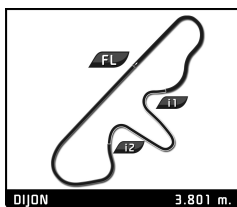


GROUP C  
GRAND PRIX DE L'AGE D'OR  
RACE 2

Analysis by lap

Lapped

Nr	Lap Time	Gap	Nr	Lap Time	Gap	Nr	Lap Time	Gap	Nr	Lap Time	Gap	Nr	Lap Time	Gap			
<b>Lap 1</b>																	
25	1:19.721		4	1:17.512	7.878	8	1:22.614	1'03.849	25	1:16.831		25	1:17.211				
23	1:20.858	1.137	98	1:17.187	9.691	111	1:22.739	1'04.222	23	1:16.831		23	1:23.314	9.714			
45	1:22.178	2.457	23	1:15.068	11.993	<b>Lap 10</b>									14	1:21.252	1 Lap
98	1:23.317	3.596	14	1:20.121	24.539	25	1:16.430		45	1:16.781	7.209	45	1:27.588	15.711			
4	1:24.232	4.511	151	1:22.071	36.121	45	1:16.827	4.879	23	1:15.944	11.081	151	1:21.709	1 Lap			
14	1:25.606	5.885	8	1:23.303	36.562	23	1:16.785	9.812	111	1:22.276	1 Lap	98	1:18.336	41.189			
8	1:29.613	9.892	111	1:23.048	37.525	4	1:18.007	15.950	8	1:23.346	1 Lap	8	1:23.230	1 Lap			
151	1:29.770	10.049	162	1:23.163	45.189	22	1:27.853	1 Lap	98	1:18.326	30.634	111	1:22.688	1 Lap			
111	1:30.430	10.709	<b>Lap 6</b>			98	1:18.338	19.924	<b>Lap 16</b>						22	1:29.259	2 Laps
22	1:32.695	12.974	25	1:15.599		14	1:21.407	48.302	25	1:16.299		<b>Lap 21</b>					
162	1:34.641	14.920	45	1:15.826	4.201	151	1:21.431	1'01.204	45	1:16.844	7.754	25	1:16.798				
<b>Lap 2</b>																	
25	1:15.047		4	1:16.967	9.246	111	1:22.480	1'10.272	151	1:21.936	1 Lap	23	1:15.798	8.714			
23	1:15.274	1.364	23	1:15.225	11.619	<b>Lap 11</b>									45	1:20.969	19.882
45	1:16.805	4.215	98	1:18.075	12.167	25	1:16.218		23	1:15.294	10.076	14	1:23.545	1 Lap			
98	1:16.778	5.327	14	1:20.465	29.405	45	1:17.010	5.671	111	1:22.064	1 Lap	151	1:22.287	1 Lap			
4	1:16.070	5.534	151	1:21.058	41.580	23	1:16.114	9.708	98	1:18.835	43.226	8	1:20.974	1 Lap			
14	1:18.993	9.831	8	1:23.108	44.071	4	1:18.260	17.992	111	1:22.688	1 Lap	111	1:21.376	1 Lap			
8	1:21.269	16.114	111	1:22.669	44.595	98	1:19.673	23.379	23	1:15.526	7.946	22	1:26.170	2 Laps			
151	1:22.589	17.591	162	1:22.632	52.222	22	1:27.634	1 Lap	151	1:21.591	1 Lap	<b>Lap 22</b>					
111	1:22.271	17.933	22	1:25.318	1'00.616	14	1:21.558	53.642	<b>Lap 17</b>								
22	1:24.501	22.428	<b>Lap 7</b>			151	1:20.555	1'05.541	25	1:17.656		25	1:16.798				
162	1:23.489	23.362	25	1:16.284		8	1:22.135	1'15.553	45	1:16.747	6.845	23	1:15.798	8.714			
<b>Lap 3</b>																	
25	1:15.469		45	1:16.124	4.041	111	1:21.906	1'15.960	23	1:15.294	10.076	45	1:20.969	19.882			
23	1:14.534	0.429	23	1:15.345	10.680	<b>Lap 12</b>									14	1:23.545	1 Lap
45	1:15.827	4.573	4	1:17.799	10.761	25	1:16.393		14	1:29.660	3 Laps	151	1:22.020	1 Lap			
98	1:16.778	5.327	98	1:18.540	14.423	45	1:17.021	6.299	14	1:29.660	3 Laps	98	1:18.769	45.127			
4	1:16.216	6.281	14	1:21.242	34.363	23	1:16.019	9.334	22	6:17.720	4 Laps	8	1:21.318	1 Lap			
98	1:17.865	7.723	151	1:21.406	46.702	98	1:18.631	25.617	8	5:47.071	3 Laps	111	1:21.318	1 Lap			
14	1:20.860	15.222	8	1:23.384	51.171	22	1:26.623	1 Lap	98	5:38.733	2 Laps	8	1:21.318	1 Lap			
8	1:22.402	23.047	111	1:23.374	51.685	14	1:20.864	58.113	14	1:21.386	2 Laps	111	1:21.318	1 Lap			
151	1:22.117	24.239	22	1:25.200	1'09.532	151	1:21.830	1'10.978	22	1:32.252	3 Laps	22	1:21.318	1 Lap			
111	1:22.277	24.741	<b>Lap 8</b>			<b>Lap 13</b>									22	1:21.318	1 Lap
22	1:24.617	31.576	25	1:16.132		25	1:17.570		111	1:32.252	3 Laps	111	1:21.318	1 Lap			
162	1:23.705	31.598	45	1:16.640	4.549	8	1:23.380	1 Lap	98	1:26.758	1 Lap	98	1:21.318	1 Lap			
<b>Lap 4</b>																	
25	1:16.613		23	1:16.160	10.708	111	1:23.377	1 Lap	8	1:32.111	2 Laps	25	1:16.798				
45	1:16.086	4.046	4	1:18.320	12.949	45	1:17.101	5.830	25	5:37.333	4'13.538	23	1:15.798	8.714			
4	1:16.617	6.285	98	1:18.259	16.550	23	1:16.053	7.817	14	1:21.312	1 Lap	45	1:19.767	24.823			
98	1:17.313	8.423	14	1:20.504	38.735	98	1:19.034	27.081	151	5:41.837	1 Lap	14	1:21.316	1 Lap			
23	1:29.028	12.844	151	1:21.137	51.707	22	1:26.632	1 Lap	98	1:19.249	4'57.624	151	1:22.333	1 Lap			
14	1:21.728	20.337	8	1:23.111	58.150	14	1:20.916	1'01.459	22	1:25.531	2 Laps	98	1:18.721	46.719			
8	1:22.744	29.178	111	1:22.845	58.398	151	1:21.373	1'14.781	8	1:22.064	1 Lap	8	1:21.414	1 Lap			
151	1:22.343	29.969	<b>Lap 9</b>			<b>Lap 14</b>									111	1:21.137	1 Lap
111	1:22.268	30.396	25	1:16.915		25	1:16.629		22	1:28.531	2 Laps	22	1:21.137	1 Lap			
162	1:22.960	37.945	45	1:16.848	4.482	45	1:18.058	7.259	8	1:24.514	1 Lap	23	1:19.168	27.423			
22	1:26.566	41.529	23	1:15.664	9.457	23	1:20.780	11.968	111	1:24.377	1 Lap	14	1:21.530	1 Lap			
<b>Lap 5</b>																	
25	1:15.919		4	1:18.339	14.373	8	1:24.514	1 Lap	98	1:18.604	40.064	151	1:21.678	1 Lap			
45	1:15.847	3.974	98	1:18.381	18.016	111	1:24.377	1 Lap	22	1:25.474	2 Laps	98	1:18.715	48.866			
<b>Lap 15</b>																	
25	1:16.831		14	1:21.505	43.325	98	1:18.687	29.139	8	1:21.963	1 Lap	8	1:20.813	1 Lap			
23	1:23.314	9.714	151	1:21.411	56.203	22	1:26.249	1 Lap	111	1:22.024	1 Lap	111	1:21.368	1 Lap			
45	1:27.588	15.711	<b>Lap 19</b>														
151	1:21.709	1 Lap	25 1:22.626														
98	1:18.336	41.189	23 5:39.642 3.611														
8	1:23.230	1 Lap	45 5:41.498 5.334														
111	1:22.688	1 Lap	14 1:21.388 1 Lap														
22	1:29.259	2 Laps	151 5:41.837 1 Lap														
<b>Lap 20</b>																	
25	1:16.798		25 1:16.568														
45	1:20.969	19.882	23 1:16.102 4.531														
14	1:23.545	1 Lap	45 1:19.168 27.423														
151	1:22.287	1 Lap	14 1:21.530 1 Lap														
98	1:18.835	43.226	151 1:21.678 1 Lap														
8	1:20.974	1 Lap	22 1:21.530 1 Lap														
111	1:21.376	1 Lap	45 1:19.168 27.423														
22	1:26.170	2 Laps	14 1:21.530 1 Lap														
<b>Lap 21</b>																	
25	1:16.798		25 1:16.388														
23	1:15.798	8.714	23 1:15.078 3.221														
45	1:20.969	19.882	45 1:19.327 30.362														
14	1:23.545	1 Lap															
151	1:22.287	1 Lap															
98	1:18.835	43.226															
8	1:20.974	1 Lap															
111	1:21.376	1 Lap															
22	1:26.170	2 Laps															

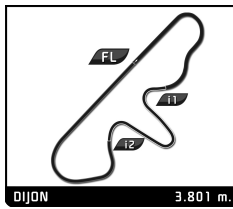


**GROUP C**  
GRAND PRIX DE L'AGE D'OR  
RACE 2

Analysis by lap

Lapped

Nr	Lap Time	Gap	Nr	Lap Time	Gap	Nr	Lap Time	Gap	Nr	Lap Time	Gap	Nr	Lap Time	Gap
14	1:21.689	1 Lap	23	1:16.478										
98	1:19.131	51.609	25	1:16.972	3.492									
151	1:21.466	1 Lap	8	1:21.365	2 Laps									
8	1:21.063	1 Lap	111	1:20.704	2 Laps									
<b>Lap 26</b>			45	1:19.690	52.159									
25	1:17.191		98	1:19.718	1'08.346									
111	1:20.985	2 Laps	14	1:22.086	1 Lap									
23	1:15.363	1.393	<b>Lap 32</b>											
45	1:20.402	33.573	23	1:16.867										
14	1:21.143	1 Lap	25	1:16.796	3.421									
98	1:18.457	52.875	151	1:21.344	2 Laps									
151	1:20.479	1 Lap	8	1:21.761	2 Laps									
<b>Lap 27</b>			111	1:21.721	2 Laps									
25	1:17.080		45	1:20.827	56.119									
23	1:17.427	1.740	98	1:19.940	1'11.419									
8	1:23.181	2 Laps	14	1:22.111	1 Lap									
111	1:22.517	2 Laps												
45	1:20.044	36.537												
14	1:21.010	1 Lap												
98	1:18.419	54.214												
151	1:21.443	1 Lap												
<b>Lap 28</b>														
25	1:16.354													
23	1:14.889	0.275												
8	1:21.084	2 Laps												
111	1:21.051	2 Laps												
45	1:20.324	40.507												
14	1:21.536	1 Lap												
98	1:18.673	56.533												
151	1:21.666	1 Lap												
<b>Lap 29</b>														
23	1:15.329													
25	1:17.702	2.098												
8	1:21.148	2 Laps												
111	1:21.578	2 Laps												
45	1:20.026	44.929												
14	1:21.963	1 Lap												
98	1:19.704	1'00.633												
151	1:21.165	1 Lap												
<b>Lap 30</b>														
23	1:15.431													
25	1:16.331	2.998												
8	1:20.740	2 Laps												
111	1:21.028	2 Laps												
45	1:19.449	48.947												
98	1:19.904	1'05.106												
14	1:22.520	1 Lap												
151	1:20.921	1 Lap												
<b>Lap 31</b>														

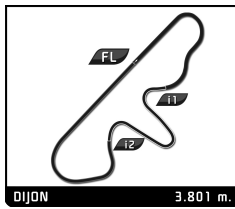


GROUP C  
GRAND PRIX DE L'AGE D'OR  
RACE 2

Analysis

Personal Best Session Best B Crossing the finish line in pit lane

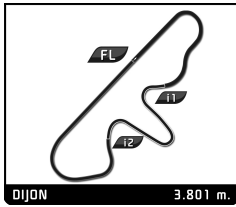
Lap	D	Time	Sector 1	Sector 2	Sector 3	Kph	Elapsed	Lap	D	Time	Sector 1	Sector 2	Sector 3	Kph	Elapsed
<b>4</b> 1. Dominique GUENAT PEUGEOT 905 EV1B 1993 C3a								8	1	1:20.504	22.079	30.267	28.158	170.0	10:49.519
1	1	1:24.232	27.747	29.035	27.450	162.5	1:24.232	9	1	1:21.505	22.389	30.863	28.253	167.9	12:11.024
2	1	<b>1:16.070</b>	<b>21.168</b>	<b>27.924</b>	26.978	179.9	2:40.302	10	1	1:21.407	22.451	30.643	28.313	168.1	13:32.431
3	1	1:16.216	21.181	27.990	27.045	179.5	3:56.518	11	1	1:21.558	22.394	30.705	28.459	167.8	14:53.989
4	1	1:16.617	21.473	28.200	<b>26.944</b>	178.6	5:13.135	12	1	1:20.864	22.211	30.575	28.078	169.2	16:14.853
5	1	1:17.512	21.346	28.951	27.215	176.5	6:30.647	13	1	1:20.916	22.079	30.798	28.039	169.1	17:35.769
6	1	1:16.967	21.351	28.400	27.216	177.8	7:47.614	14	1	5:43.400 <b>B</b>	22.396	30.901	4:50.103	39.8	23:19.169
7	1	1:17.799	21.607	28.994	27.198	175.9	9:05.413	15	1	1:29.660	29.804	31.181	28.675	152.6	24:48.829
8	1	1:18.320	21.772	28.985	27.563	174.7	10:23.733	16	1	1:21.386	22.324	30.653	28.409	168.1	26:10.215
9	1	1:18.339	21.871	28.716	27.752	174.7	11:42.072	17	1	1:21.312	22.523	30.526	28.263	168.3	27:31.527
10	1	1:18.007	21.964	28.896	27.147	175.4	13:00.079	18	1	1:21.388	22.365	30.584	28.439	168.1	28:52.915
11	1	1:18.260	21.740	29.066	27.454	174.8	14:18.339	19	1	1:21.252	22.407	30.614	28.231	168.4	30:14.167
<b>8</b> 1. George NAKAS PORSCHE 962 1987 C1a								20	1	1:23.545	23.749	31.517	28.279	163.8	31:37.712
1	1	1:29.613	29.151	31.972	28.490	152.7	1:29.613	21	1	1:21.253	22.496	30.759	27.998	168.4	32:58.965
2	1	1:21.269	22.399	30.538	28.332	168.4	2:50.882	22	1	1:21.316	22.441	30.623	28.252	168.3	34:20.281
3	1	1:22.402	22.925	31.045	28.432	166.1	4:13.284	23	1	1:21.530	22.668	30.728	28.134	167.8	35:41.811
4	1	1:22.744	23.192	30.678	28.874	165.4	5:36.028	24	1	1:21.689	22.469	31.010	28.210	167.5	37:03.500
5	1	1:23.303	22.949	31.585	28.769	164.3	6:59.331	25	1	1:21.143	22.337	30.690	28.116	168.6	38:24.643
6	1	1:23.108	23.144	31.090	28.874	164.6	8:22.439	26	1	1:21.010	22.369	30.517	28.124	168.9	39:45.653
7	1	1:23.384	23.284	31.080	29.020	164.1	9:45.823	27	1	1:21.536	22.401	30.856	28.279	167.8	41:07.189
8	1	1:23.111	22.957	31.121	29.033	164.6	11:08.934	28	1	1:21.963	22.190	31.107	28.666	166.9	42:29.152
9	1	1:22.614	23.061	30.722	28.831	165.6	12:31.548	29	1	1:22.520	22.402	31.745	28.373	165.8	43:51.672
10	1	1:22.217	22.838	30.744	28.635	166.4	13:53.765	30	1	1:22.086	22.646	31.064	28.376	166.7	45:13.758
11	1	1:22.135	22.735	30.781	28.619	166.6	15:15.900	31	1	1:22.111	22.530	30.980	28.601	166.6	46:35.869
12	1	1:23.380	23.968	30.694	28.718	164.1	16:39.280								
13	1	1:24.514	23.297	31.684	29.533	161.9	18:03.794								
14	1	1:23.346	23.563	31.071	28.712	164.2	19:27.140								
15	1	5:47.071 <b>B</b>	23.216	31.645	4:52.210	39.4	25:14.211								
16	1	1:32.111	30.599	32.574	28.938	148.6	26:46.322								
17	1	1:22.064	22.684	30.707	28.673	166.7	28:08.386								
18	1	1:21.963	22.773	30.694	28.496	166.9	29:30.349								
19	1	1:23.230	22.975	31.587	28.668	164.4	30:53.579								
20	1	1:20.974	22.512	30.311	<b>28.151</b>	169.0	32:14.553								
21	1	1:21.318	22.590	30.371	28.357	168.3	33:35.871								
22	1	1:21.414	22.617	30.508	28.289	168.1	34:57.285								
23	1	1:20.813	22.293	30.285	28.235	169.3	36:18.098								
24	1	1:21.063	22.452	30.216	28.395	168.8	37:39.161								
25	1	1:23.181	22.944	<b>31.853</b>	28.384	164.5	39:02.342								
26	1	1:21.084	22.330	<b>30.198</b>	28.556	168.8	40:23.426								
27	1	1:21.148	22.371	30.432	28.345	168.6	41:44.574								
28	1	<b>1:20.740</b>	<b>22.251</b>	30.235	28.254	169.5	43:05.314								
29	1	1:21.365	22.329	30.483	28.553	168.2	44:26.679								
30	1	1:21.761	22.483	30.509	28.769	167.4	45:48.440								
<b>14</b> 1. Tommy DREELAN PORSCHE 962 1987 C1a								<b>22</b> 1. Christian FERRIER MARCH 85G 1985 C1b							
1	1	1:25.606	28.323	29.769	<b>27.514</b>	159.8	1:25.606	1	1	1:32.695	31.390	31.477	29.828	147.6	1:32.695
2	1	<b>1:18.993</b>	<b>21.633</b>	<b>29.585</b>	27.775	173.2	2:44.599	2	1	<b>1:24.501</b>	<b>23.144</b>	31.707	<b>29.650</b>	161.9	2:57.196
3	1	1:20.860	22.337	30.458	28.065	169.2	4:05.459	3	1	1:24.617	23.175	31.649	29.793	161.7	4:21.813
4	1	1:21.728	23.268	30.305	28.155	167.4	5:27.187	4	1	1:26.566	24.274	32.000	30.292	158.1	5:48.379
5	1	1:20.121	22.099	29.797	28.225	170.8	6:47.308	5	1	1:25.287	24.111	<b>31.241</b>	29.935	160.4	7:13.666
6	1	1:20.465	22.031	30.083	28.351	170.1	8:07.773	6	1	1:25.318	23.593	31.776	29.949	160.4	8:38.984
7	1	1:21.242	22.415	30.418	28.409	168.4	9:29.015	7	1	1:25.200	23.468	31.450	30.282	160.6	10:04.184
								8	1	1:28.680	24.260	32.021	32.399	154.3	11:32.864
								9	1	1:27.853	23.995	32.878	30.980	155.8	13:00.717
								10	1	1:27.634	23.874	33.336	30.424	156.1	14:28.351
								11	1	1:26.623	24.218	31.864	30.541	158.0	15:54.974
								12	1	1:26.632	24.167	31.780	30.685	158.0	17:21.606
								13	1	1:26.249	24.089	32.087	30.073	158.7	18:47.855
								14	1	6:17.720 <b>B</b>	24.313	31.870	5:21.537	36.2	25:05.575
								15	1	1:32.252	29.877	31.984	30.391	148.3	26:37.827
								16	1	1:25.531	23.799	31.633	30.099	160.0	28:03.358
								17	1	1:25.474	23.948	31.355	30.171	160.1	29:28.832
								18	1	1:29.259	23.836	34.782	30.641	153.3	30:58.091
								19	1	1:26.170	23.779	31.875	30.516	158.8	32:24.261
								20	1	1:28.186	24.318	32.207	31.661	155.2	33:52.447
<b>23</b> 1. Katsu KUBOTA NISSAN R90 CK 1990 C1a															
1	1	1:20.858	26.339	28.922	25.597	169.2	1:20.858								
2	1	1:15.274	20.825	28.564	25.885	181.8	2:36.132								
3	1	<b>1:14.534</b>	20.892	28.315	<b>25.327</b>	183.6	3:50.666								
4	1	1:29.028	33.716	29.445	25.867	153.7	5:19.694								
5	1	1:15.068	20.892	<b>28.241</b>	25.935	182.3	6:34.762								
6	1	1:15.225	20.770	28.503	25.952	181.9	7:49.987								
7	1	1:15.345	20.801	28.721	25.823	181.6	9:05.332								



GROUP C  
GRAND PRIX DE L'AGE D'OR  
RACE 2

Analysis

							Personal Best		Session Best		B Crossing the finish line in pit lane				
Lap	D	Time	Sector 1	Sector 2	Sector 3	Kph	Elapsed	Lap	D	Time	Sector 1	Sector 2	Sector 3	Kph	Elapsed
8	1	1:16.160	21.445	28.683	26.032	179.7	10:21.492	30	1	1:16.331	20.839	28.561	26.931	179.3	42:47.304
9	1	1:15.664	20.944	28.598	26.122	180.8	11:37.156	31	1	1:16.972	20.870	28.959	27.143	177.8	44:04.276
10	1	1:16.785	21.351	29.516	25.918	178.2	12:53.941	32	1	1:16.796	20.948	28.748	27.100	178.2	45:21.072
11	1	1:16.114	21.219	28.788	26.107	179.8	14:10.055	<b>45</b> 1.Pierre-Alain FRANCE 2.Erwin FRANCE PORSCHE 962C 1990 C1a							
12	1	1:16.019	21.186	28.873	25.960	180.0	15:26.074	1	1	1:22.178	26.866	<b>28.768</b>	26.544	166.5	1:22.178
13	1	1:16.053	20.859	29.020	26.174	179.9	16:42.127	2	1	1:16.805	<b>20.782</b>	29.580	26.443	178.2	2:38.983
14	1	1:20.780	21.421	31.383	27.976	169.4	18:02.907	3	1	1:15.827	20.859	28.914	<b>26.054</b>	180.5	3:54.810
15	1	1:15.944	20.996	28.903	26.045	180.2	19:18.851	4	1	1:16.086	21.004	29.005	26.077	179.8	5:10.896
16	1	1:15.294	20.699	28.641	25.954	181.7	20:34.145	5	1	1:15.847	20.849	28.784	26.214	180.4	6:26.743
17	1	1:15.526	21.017	28.759	25.750	181.2	21:49.671	6	1	<b>1:15.826</b>	20.887	28.800	26.139	180.5	7:42.569
18	1	1:15.982	20.864	29.126	25.992	180.1	23:05.653	7	1	1:16.124	20.962	28.913	26.249	179.8	8:58.693
19	1	5:39.642 B	20.836	28.773	4:50.033	40.3	28:45.295	8	1	1:16.640	21.181	29.020	26.439	178.5	10:15.333
20	1	1:23.314	27.461	29.766	26.087	164.2	30:08.609	9	1	1:16.848	21.263	29.170	26.415	178.1	11:32.181
21	1	1:15.798	20.689	29.328	25.781	180.5	31:24.407	10	1	1:16.827	21.325	29.159	26.343	178.1	12:49.008
22	1	1:15.208	20.681	28.863	25.664	181.9	32:39.615	11	1	1:17.010	21.359	29.125	26.526	177.7	14:06.018
23	1	1:15.072	20.549	28.932	25.591	182.3	33:54.687	12	1	1:17.021	21.408	29.063	26.550	177.7	15:23.039
24	1	1:16.102	21.207	28.878	26.017	179.8	35:10.789	13	1	1:17.101	21.263	29.506	26.332	177.5	16:40.140
25	1	1:15.078	20.553	28.759	25.766	182.3	36:25.867	14	1	1:18.058	22.396	29.386	26.276	175.3	17:58.198
26	1	1:15.363	20.513	29.012	25.838	181.6	37:41.230	15	1	1:16.781	21.378	29.015	26.388	178.2	19:14.979
27	1	1:17.427	21.910	29.900	25.617	176.7	38:58.657	16	1	1:16.844	21.112	29.148	26.584	178.1	20:31.823
28	1	1:14.889	<b>20.499</b>	28.620	25.770	182.7	40:13.546	17	1	1:16.747	21.145	29.208	26.394	178.3	21:48.570
29	1	1:15.329	20.892	28.790	25.647	181.7	41:28.875	18	1	1:16.950	21.373	29.329	26.248	177.8	23:05.520
30	1	1:15.431	20.808	28.585	26.038	181.4	42:44.306	19	1	5:41.498 B	21.682	29.435	4:50.381	40.1	28:47.018
31	1	1:16.478	21.168	29.238	26.072	178.9	44:00.784	20	1	1:27.588	29.096	30.708	27.784	156.2	30:14.606
32	1	1:16.867	21.710	28.997	26.160	178.0	45:17.651	21	1	1:20.969	22.784	30.900	27.285	169.0	31:35.575
<b>25</b> 1.Michael LYONS GEBHARDT C91 1992 C3a							1								
1	1	1:19.721	25.367	<b>27.708</b>	<b>26.646</b>	171.6	1:19.721	22	1	1:19.171	21.580	30.408	27.183	172.8	32:54.746
2	1	<b>1:15.047</b>	<b>20.457</b>	27.892	26.698	182.3	2:34.768	23	1	1:19.767	22.269	30.047	27.451	171.5	34:14.513
3	1	1:15.469	20.840	27.958	26.671	181.3	3:50.237	24	1	1:19.168	21.523	30.014	27.631	172.8	35:33.681
4	1	1:16.613	20.764	28.314	27.535	178.6	5:06.850	25	1	1:19.327	21.724	29.973	27.630	172.5	36:53.008
5	1	1:15.919	20.959	28.103	26.857	180.2	6:22.769	26	1	1:20.402	21.811	30.557	28.034	170.2	38:13.410
6	1	1:15.599	20.785	28.132	26.682	181.0	7:38.368	27	1	1:20.044	21.752	30.370	27.922	171.0	39:33.454
7	1	1:16.284	20.711	28.460	27.113	179.4	8:54.652	28	1	1:20.324	22.240	30.273	27.811	170.4	40:53.778
8	1	1:16.132	20.893	28.396	26.843	179.7	10:10.784	29	1	1:20.026	22.535	30.394	27.097	171.0	42:13.804
9	1	1:16.915	21.065	28.626	27.224	177.9	11:27.699	30	1	1:19.449	21.652	30.558	27.239	172.2	43:33.253
10	1	1:16.430	20.892	28.556	26.982	179.0	12:44.129	31	1	1:19.690	22.025	30.159	27.506	171.7	44:52.943
11	1	1:16.218	20.989	28.424	26.805	179.5	14:00.347	32	1	1:20.827	22.176	30.393	28.258	169.3	46:13.770
12	1	1:16.393	21.021	28.549	26.823	179.1	15:16.740	<b>98</b> 1.Eric DE DONCKER SPICE SE90C 1990 C1a							
13	1	1:17.570	21.907	28.532	27.131	176.4	16:34.310	1	1	1:23.317	27.408	28.708	27.201	164.2	1:23.317
14	1	1:16.629	21.078	28.567	26.984	178.6	17:50.939	2	1	<b>1:16.778</b>	<b>20.977</b>	28.620	27.181	178.2	2:40.095
15	1	1:16.831	21.136	28.710	26.985	178.1	19:07.770	3	1	1:17.865	21.818	28.884	27.163	175.7	3:57.960
16	1	1:16.299	20.891	28.524	26.884	179.3	20:24.069	4	1	1:17.313	21.736	28.518	<b>27.059</b>	177.0	5:15.273
17	1	1:17.656	20.958	29.218	27.480	176.2	21:41.725	5	1	1:17.187	21.350	<b>28.456</b>	27.381	177.3	6:32.460
18	1	5:37.333 B	21.250	28.687	4:47.396	40.6	27:19.058	6	1	1:18.075	21.414	29.048	27.613	175.3	7:50.535
19	1	1:22.626	26.427	28.966	27.233	165.6	28:41.684	7	1	1:18.540	21.641	29.377	27.522	174.2	9:09.075
20	1	1:17.211	21.168	28.824	27.219	177.2	29:58.895	8	1	1:18.259	21.536	29.473	27.250	174.9	10:27.334
21	1	1:16.798	20.975	28.791	27.032	178.2	31:15.693	9	1	1:18.381	21.405	29.513	27.463	174.6	11:45.715
22	1	1:16.868	20.934	28.779	27.155	178.0	32:32.561	10	1	1:18.338	21.656	29.444	27.238	174.7	13:04.053
23	1	1:17.129	20.892	28.774	27.463	177.4	33:49.690	11	1	1:19.673	21.839	30.212	27.622	171.7	14:23.726
24	1	1:16.568	20.942	28.597	27.029	178.7	35:06.258	12	1	1:18.631	21.583	29.420	27.628	174.0	15:42.357
25	1	1:16.388	20.837	28.656	26.895	179.1	36:22.646	13	1	1:19.034	22.178	29.356	27.500	173.1	17:01.391
26	1	1:17.191	20.936	28.637	27.618	177.3	37:39.837	14	1	1:18.687	21.926	29.356	27.405	173.9	18:20.078
27	1	1:17.080	21.254	28.802	27.024	177.5	38:56.917	15	1	1:18.326	21.833	29.346	27.147	174.7	19:38.404
28	1	1:16.354	20.802	28.614	26.938	179.2	40:13.271	16	1	5:38.733 B	21.937	29.468	4:47.328	40.4	25:17.137
29	1	1:17.702	21.542	28.920	27.240	176.1	41:30.973								



GROUP C  
GRAND PRIX DE L'AGE D'OR  
RACE 2

Analysis

							Personal Best		Session Best		B Crossing the finish line in pit lane					
Lap	D	Time	Sector 1	Sector 2	Sector 3	Kph	Elapsed	Lap	D	Time	Sector 1	Sector 2	Sector 3	Kph	Elapsed	
17	1	1:26.758	27.934	30.822	28.002	157.7	26:43.895	6	1	1:21.058	22.227	30.243	28.588	168.8	8:19.948	
18	1	1:19.249	21.856	29.543	27.850	172.7	28:03.144	7	1	1:21.406	22.118	30.356	28.932	168.1	9:41.354	
19	1	1:18.604	21.839	29.290	27.475	174.1	29:21.748	8	1	1:21.137	22.386	30.087	28.664	168.6	11:02.491	
20	1	1:18.336	21.567	29.325	27.444	174.7	30:40.084	9	1	1:21.411	22.370	30.295	28.746	168.1	12:23.902	
21	1	1:18.835	21.866	29.442	27.527	173.6	31:58.919	10	1	1:21.431	22.242	30.163	29.026	168.0	13:45.333	
22	1	1:18.769	21.965	29.496	27.308	173.7	33:17.688	11	1	1:20.555	22.056	29.977	28.522	169.9	15:05.888	
23	1	1:18.721	21.949	29.358	27.414	173.8	34:36.409	12	1	1:21.830	22.299	30.572	28.959	167.2	16:27.718	
24	1	1:18.715	21.840	29.464	27.411	173.8	35:55.124	13	1	1:21.373	22.500	30.228	28.645	168.2	17:49.091	
25	1	1:19.131	21.783	29.494	27.854	172.9	37:14.255	14	1	1:21.211	22.380	30.275	28.556	168.5	19:10.302	
26	1	1:18.457	21.632	29.443	27.382	174.4	38:32.712	15	1	1:21.936	22.269	30.698	28.969	167.0	20:32.238	
27	1	1:18.419	21.740	29.139	27.540	174.5	39:51.131	16	1	1:21.591	22.282	30.639	28.670	167.7	21:53.829	
28	1	1:18.673	21.862	29.306	27.505	173.9	41:09.804	17	1	5:41.837 B	22.037	30.385	4:49.415	40.0	27:35.666	
29	1	1:19.704	21.811	29.539	28.354	171.7	42:29.508	18	1	1:27.492	27.673	30.451	29.368	156.4	29:03.158	
30	1	1:19.904	22.432	29.930	27.542	171.3	43:49.412	19	1	1:21.709	22.368	30.205	29.136	167.5	30:24.867	
31	1	1:19.718	22.503	29.370	27.845	171.7	45:09.130	20	1	1:22.287	22.649	30.365	29.273	166.3	31:47.154	
32	1	1:19.940	22.478	29.352	28.110	171.2	46:29.070	21	1	1:22.020	22.533	30.580	28.907	166.8	33:09.174	
							SPICE SE88C 1988 C2a									
<b>111</b> 1. Frédéric DA ROCHA																
2. Pierre DE THOISY																
1	1	1:30.430	30.083	31.522	28.825	151.3	1:30.430	25	1	1:20.479	22.214	29.688	28.577	170.0	38:35.130	
2	1	1:22.271	22.694	30.773	28.804	166.3	2:52.701	26	1	1:21.443	22.253	30.087	29.103	168.0	39:56.573	
3	1	1:22.277	22.987	30.687	28.603	166.3	4:14.978	27	1	1:21.666	22.383	30.351	28.932	167.6	41:18.239	
4	1	1:22.268	22.875	30.612	28.781	166.3	5:37.246	28	1	1:21.165	22.246	30.108	28.811	168.6	42:39.404	
5	1	1:23.048	22.917	31.235	28.896	164.8	7:00.294	29	1	1:20.921	22.152	30.104	28.665	169.1	44:00.325	
6	1	1:22.669	22.946	30.939	28.784	165.5	8:22.963	30	1	1:21.344	22.697	29.909	28.738	168.2	45:21.669	
7	1	1:23.374	23.229	31.114	29.031	164.1	9:46.337								GWK 862-C2 1988 C3b	
8	1	1:22.845	22.758	31.191	28.896	165.2	11:09.182	<b>162</b> 1. Massimo GUERRA								
9	1	1:22.739	23.277	30.910	28.552	165.4	12:31.921	1	1	1:34.641	32.009	31.354	31.278	144.6	1:34.641	
10	1	1:22.480	22.792	31.085	28.603	165.9	13:54.401	2	1	1:23.489	23.792	30.586	29.111	163.9	2:58.130	
11	1	1:21.906	22.558	30.755	28.593	167.1	15:16.307	3	1	1:23.705	23.143	30.952	29.610	163.5	4:21.835	
12	1	1:23.377	23.877	30.719	28.781	164.1	16:39.684	4	1	1:22.960	23.407	30.488	29.065	164.9	5:44.795	
13	1	1:24.377	23.347	31.395	29.635	162.2	18:04.061	5	1	1:23.163	23.020	31.205	28.938	164.5	7:07.958	
14	1	1:22.276	22.159	30.949	29.168	166.3	19:26.337	6	1	1:22.632	22.826	30.426	29.380	165.6	8:30.590	
15	1	1:22.064	22.430	31.035	28.599	166.7	20:48.401	7	1	2:35.094 B	26.263	34.573	1:34.258	88.2	11:05.684	
16	1	5:52.723 B	22.680	30.971	4:59.072	38.8	26:41.124									
17	1	1:28.354	28.825	31.004	28.525	154.9	28:09.478									
18	1	1:22.024	22.389	30.759	28.876	166.8	29:31.502									
19	1	1:22.688	22.460	31.587	28.641	165.5	30:54.190									
20	1	1:21.376	22.221	30.699	28.456	168.2	32:15.566									
21	1	1:21.262	22.155	30.868	28.239	168.4	33:36.828									
22	1	1:21.137	22.319	30.358	28.460	168.6	34:57.965									
23	1	1:21.368	22.195	30.721	28.452	168.2	36:19.333									
24	1	1:20.985	21.918	30.385	28.682	169.0	37:40.318									
25	1	1:22.517	22.410	31.498	28.609	165.8	39:02.835									
26	1	1:21.051	22.282	30.462	28.307	168.8	40:23.886									
27	1	1:21.578	22.273	30.872	28.433	167.7	41:45.464									
28	1	1:21.028	22.086	30.626	28.316	168.9	43:06.492									
29	1	1:20.704	21.961	30.394	28.349	169.6	44:27.196									
30	1	1:21.721	22.385	30.819	28.517	167.4	45:48.917									
							ARGO JM19 1988 C2a									
<b>151</b> 1. Mike WRIGLEY																
1	1	1:29.770	29.298	31.371	29.101	152.4	1:29.770									
2	1	1:22.589	22.435	31.051	29.103	165.7	2:52.359									
3	1	1:22.117	21.956	30.905	29.256	166.6	4:14.476									
4	1	1:22.343	22.164	30.729	29.450	166.2	5:36.819									
5	1	1:22.071	22.292	30.839	28.940	166.7	6:58.890									